

## SECTIONB: HEAT AND THERMO DYNAMIC

### CHAPTER1: THERMOMETRY

Heat is the amount of energy which moves from hotter to colder region.

Temperature is a number that expresses the degree of hotness of a body on a given scale.

Temperature is measured using a thermometer which has a scale on it.

Thermometers use a physical property which is called thermometric property to measure temperature.

#### Definition

A thermometric property is a physical property which varies linearly and continuously with temperature.

#### 1.1: QUALITIES OF A GOOD THERMOMETRIC PROPERTY

- ❖ It should vary linearly and continuously with temperature
- ❖ It should vary over a wide range of temperature
- ❖ It should correspond to a unique or single value of temperature
- ❖ It should respond to small unit temperatures (Sensitive)

#### TYPES OF THERMOMETERS AND THEIR THERMOMETRIC PROPERTY

Thermometer	Thermometric property
Liquid in glass	Length L of liquid column
Thermocouple	E.M.F “ E”
Resistance eg Platinum	Electrical resistance “R” of a wire
Constant Volume gas	Pressure “P” of a fixed mass of a gas
Constant pressure gas	Volume “V” of a fixed mass of a gas
Pyrometer	Wavelength $\lambda$ (quality)

#### 1.1.0: FIXED POINT

This is temperature at which a substance changes states under specific conditions.

#### 1.1.1: ICE POINT

Ice point is temperature at which pure ice can exist in dynamic equilibrium with pure water at standard atmospheric pressure of 760mmHg. Ice point corresponds to 0°C

#### 1.1.2: STEAM POINT

This is temperature at which pure water can exist in dynamic equilibrium with pure vapour at standard atmospheric pressure (760mmHg). Steam point corresponds to 100°C

#### 1.1.3: TRIPLE POINT OF WATER

This is a temperature at which pure ice, pure water and pure vapour can exist together in dynamic equilibrium.

The triple point of water is chosen at fixed point and is defined as 273.16 K.

#### 1.2.0: TEMPERATURE SCALES

This is a scale used to measure the degree of hotness of the body basing on a thermometric property.

### 1.2.1: TYPES OF TEMPERATURE SCALE

Centigrade or Celsius temperature scale

Kelvin or absolute temperature or abnormal or thermodynamic temperature scale

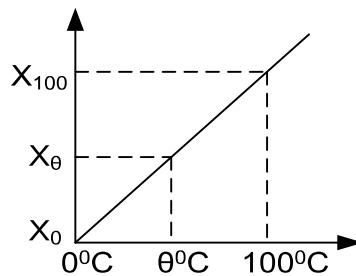
### 1.2.2: CENTIGRADE/ CELSIUS TEMPERATURE SCALE

Is a temperature scale which uses ice point ( $0^{\circ}\text{C}$ ) as its lower fixed point and steam point ( $100^{\circ}\text{C}$ ) as its upper fixed point

### 1.2.3: STEPS IN SETTING UP CELSIUS TEMPERATURE SCALE

- ❖ Choose a thermometric property of substance and let it be X
- ❖ Measure the value of the property at ice point, steam point and let values be  $X_0$ ,  $X_{100}$  respectively.
- ❖ Measure the value of the property at unknown temperature  $\theta$  and let it be  $X_{\theta}$
- ❖ Unknown temperature is determined from  $\theta = \left(\frac{X_{\theta}-X_0}{X_{100}-X_0}\right) \times 100^{\circ}\text{C}$

**A graph of property value against temperature.**



$$\text{Slope} = \frac{\Delta y}{\Delta x}$$

$$\frac{X_{100}-X_{\theta}}{100-0} = \frac{X_{\theta}-X_0}{\theta-0}$$

$$\theta = \left(\frac{X_{\theta}-X_0}{X_{100}-X_0}\right) \times 100^{\circ}\text{C}$$

Equation above is a defining equation of Celsius scale of temperature

**Note:** a Celsius scale of temperature can also be defined basing on other thermometric properties

Thermo couple

$$\theta = \left(\frac{E_{\theta}-E_0}{E_{100}-E_0}\right) \times 100^{\circ}\text{C}$$

Platinum resistance

$$\theta = \left(\frac{R_{\theta}-R_0}{R_{100}-R_0}\right) \times 100^{\circ}\text{C}$$

Constant volume gas

$$\theta = \left(\frac{P_{\theta}-P_0}{P_{100}-P_0}\right) \times 100^{\circ}\text{C}$$

Constant pressure gas

$$\theta = \left(\frac{V_{\theta}-V_0}{V_{100}-V_0}\right) \times 100^{\circ}\text{C}$$

Liquid in glass

$$\theta = \left(\frac{L_{\theta}-L_0}{L_{100}-L_0}\right) \times 100^{\circ}\text{C}$$

### 1.2.4: KELVIN TEMPERATURE SCALE

This is a temperature scale which uses triple point of water as a fixed point.

Kelvin is defined as  $\frac{1}{273.16}$  of the thermodynamic temperature of the triple point of water

**Steps to establish Kelvin scale**

- ✓ Select thermometric property X of substance

- ✓ Measure the property at triple point of water, let it be  $X_{tr}$
- ✓ Measure the property at an known temperature T, let it be  $X_T$
- ✓ Assuming a linear variation of X with temperature then the un known temperature be determined from

$$T = \frac{X_T}{X_{tr}} \times 273.16K$$

### 1.2.5: DISAGREEMENT OF TEMPERATURE SCALES

Different thermometers give different readings when measuring temperature of the same body except at fixed points where they must agree and this is because different thermometric properties vary differently with temperature but agree at fixed points.

#### Example

- 1) A resistance thermometer has a resistance of  $21.42\Omega$  at ice point,  $29.10\Omega$  at steam point and  $28.11\Omega$  at an known temperature  $\theta$ . calculate  $\theta$  on scale of this thermometer.

#### Solution

$$R_0 = 21.42\Omega, R_{100} = 29.10\Omega$$

$$R_\theta = 28.11\Omega \quad \theta = ?$$

$$\theta = \left( \frac{R_\theta - R_0}{R_{100} - R_0} \right) \times 100^\circ\text{C}$$

$$\theta = \left( \frac{28.11 - 21.42}{29.10 - 21.42} \right) \times 100^\circ\text{C}$$

$$\theta = 87.11^\circ\text{C}$$

- 2) The resistance of the wire is measured at ice point, steam point and at an known temperature  $\theta$  and the following values were obtained  $2.00\Omega$ ,  $2.48\Omega$ ,  $2.60\Omega$  respectively. Determine  $\theta$

$$R_0 = 2.00\Omega$$

$$R_{100} = 2.48\Omega$$

$$R_\theta = 2.60\Omega$$

$$\theta = \left( \frac{R_\theta - R_0}{R_{100} - R_0} \right) \times 100^\circ\text{C}$$

$$\theta = \left( \frac{2.60 - 2.00}{2.48 - 2.00} \right) \times 100$$

$$\theta = 125^\circ\text{C}$$

- 3) The length of mercury column is  $2.00\text{cm}$  at ice point,  $2.73\text{cm}$  at steam point.  
 (i) What temperature on the mercury in glass thermometer corresponds to the value of  $8.43\text{cm}$ ?  
 (ii) When the above temperature is measured on gas thermometer scale it correspond to a value of  $1020^\circ\text{C}$ . Explain the discrepancy

#### Solution

$$i) \quad L_\theta = 2.00$$

$$L_\theta = 8.43, L_{100} = 2.73$$

$$\theta = \left( \frac{L_\theta - L_0}{L_{100} - L_0} \right) \times 100^\circ\text{C}$$

$$\theta = \left( \frac{8.43 - 2.00}{2.73 - 2.00} \right) \times 100^\circ\text{C}$$

$$\theta = 880.8^\circ\text{C}$$

(ii) This is because length varies differently from the way pressure of fixed mass of gas varies with temperature.

- 4) A particular resistance thermometer has resistance of  $30\Omega$  at ice point,  $41.58\Omega$  at steam point and  $34.58\Omega$  when immersed in a boiling liquid. A constant volume gas thermometer gives readings,  $1.333 \times 10^5\text{Pa}$ ,  $1.821 \times 10^5\text{Pa}$  and  $1.528 \times 10^5\text{Pa}$  at the same temperatures. Calculate the temperature at which the liquid is boiling on scale of;

(i) Resistance thermometer

(ii) Gas thermometer .

#### Solution

$$i) \quad R_0 = 30\Omega \quad R_\theta = 31.58\Omega$$

$$R_{100} = 41.58\Omega$$

$$\theta = \left( \frac{R_\theta - R_0}{R_{100} - R_0} \right) \times 100^\circ\text{C}$$

$$\theta = \left[ \frac{34.58 - 30}{41.58 - 30} \right] \times 100^\circ\text{C}$$

$$\theta = 39.55^\circ\text{C}$$

ii)  $P_\theta = 1.333 \times 10^5 \text{ Pa}$   $P_{100} = 1.821 \times 10^5 \text{ Pa}$

$$P_\theta = 1.628 \times 10^5 \text{ Pa}$$

$$\theta = \left( \frac{P_\theta - P_0}{P_{100} - P_0} \right) \times 100^\circ\text{C}$$

$$\theta = \left( \frac{1.528 \times 10^5 - 1.333 \times 10^5}{1.821 \times 10^5 - 1.333 \times 10^5} \right) \times 100^\circ\text{C}$$

$$\theta = 39.959^\circ\text{C}$$

### Example on triple point of water or Kelvin scale

- 5) Pressure recorded by constant volume thermometer at Kelvin temperature T is given by  $4.8 \times 10^4 \text{ Nm}^{-2}$ . Calculate T if the pressure at triple point of water is  $4.2 \times 10^4 \text{ Nm}^{-2}$

#### Solution

$$T = \frac{P_T}{P_{tr}} \times 273.16 \text{ K}$$

$$P_T = 4.8 \times 10^4 \text{ Nm}^{-2}$$

$$P_{tr} = 4.2 \times 10^4 \text{ Nm}^{-2}$$

$$T = \frac{4.8 \times 10^4}{4.2 \times 10^4} \times 273.16 \text{ K}$$

$$T = 312.18 \text{ K}$$

- 6) The resistance of platinum wire at triple point of water is  $5.16 \Omega$ . what will be the resistance at  $100^\circ\text{C}$

#### Solution

$$T = \frac{R_T}{R_{tr}} \times 273.16 \text{ K}$$

$$\theta = 100^\circ\text{C}$$

$$T = (273 + 100) = 373 \text{ K}$$

$$R_{tr} = 5.16 \Omega$$

$$373 = \frac{R_T}{5.16} \times 273.16$$

$$R_T = 7.045 \Omega$$

### Determining temperature on a scale of one thermometer as read by another

#### UNEB 2007 Q 5c

- 1) The resistance,  $R_\theta$  of a particular resistance thermometer at Celsius temperature  $\theta$  as measured by a constant volume gas thermometer is.  $R_\theta = 50 + 0.17\theta + 3 \times 10^{-4} \theta^2$  Calculate the temperature as measured on a scale of a resistance thermometer which corresponds to a temperature of  $60^\circ\text{C}$  at a gas thermometer.

#### Solution

$$\theta = \left( \frac{R_\theta - R_0}{R_{100} - R_0} \right) \times 100^\circ\text{C}$$

$$R_\theta = 50 + 0.17\theta + 3 \times 10^{-4} \theta^2$$

$$\text{When } \theta = 0^\circ\text{C}$$

$$R_0 = 50 + 0.17 \times 0 + 3 \times 10^{-4} \times 0^2$$

$$\text{When } \theta = 100^\circ\text{C}$$

$$R_{100} = 50 + 0.17 \times 100 + 3 \times 10^{-4} \times 100^2$$

$$R_{100} = 70 \Omega$$

$$\text{When } \theta = 60^\circ\text{C}$$

$$R_{60} = 50 + 0.17 \times 60 + 3 \times 10^{-4} \times 60^2$$

$$R_{60} = 61.28 \Omega$$

$$\theta = \left( \frac{R_{60} - R_0}{R_{100} - R_0} \right) \times 100^\circ\text{C}$$

$$\theta = \left( \frac{61.28 - 50}{70 - 50} \right) \times 100^\circ\text{C}$$

$$\theta = 56.4^\circ\text{C}$$

- 2) The value of property X of certain substance  $X_t$  is given by  $X_t = X_0 + 0.5t + 2 \times 10^{-4} t^2$  Where t=temperature in  $^\circ\text{C}$  measured in gas thermometer scale. What will be the Celsius temperature at  $50^\circ\text{C}$  on this thermometer scale?

#### Solution

$$X_t = X_0 + 0.5t + 2 \times 10^{-4} t^2$$

$$X_{100} = X_0 + 52$$

$$X_0 = X_0$$

$$X_{50} = X_0 + 25.5$$

$$\theta = \left( \frac{X_{50} - X_0}{X_{100} - X_0} \right) \times 100^\circ\text{C}$$

$$\theta = \left( \frac{X_0 + 25.5 - X_0}{X_0 + 52 - X_0} \right) \times 100^\circ\text{C}$$

$$\theta = \left( \frac{25.5}{52} \right) \times 100^\circ\text{C}$$

$$\theta = 49.04^\circ\text{C}$$

- 3) The resistance of the wire as measured by gas thermometer varies with temperature  $\theta$  according to the equation.  $R_{\theta} = R_0 (1 + 50\alpha\theta + 200\alpha\theta^2)$ . Determine temperature on resistance thermometer that corresponds to  $40^{\circ}\text{C}$  on the gas scale

**Solution**

$$R_{\theta} = R_0 (1 + 50\alpha\theta + 200\alpha\theta^2)$$

$$R_{100} = R_0 (1 + 50\alpha \times 100 + 200\alpha \times 100^2)$$

$$R_{100} = [1 + \alpha(2005000)]$$

$$R_0 = R_0$$

$$R_{40} = R_0 (1 + 50\alpha \times 40 + 200\alpha \times 40^2)$$

$$R_{40} = R_0 [1 + \alpha(322000)]$$

$$\theta = \left[ \frac{R_{40} - R_0}{R_{100} - R_0} \right] \times 100^{\circ}\text{C}$$

$$\theta = \left( \frac{R_0 [1 + \alpha(322000)] - R_0}{R_0 [1 + \alpha(2005000)] - R_0} \right)$$

$$\theta = \left[ \frac{322000}{2005000} \right] \times 100^{\circ}\text{C}$$

$$\theta = 16.059^{\circ}\text{C}$$

**Exercise 1**

- 1) The resistance of the element in a platinum resistance thermometer is  $6.75 \Omega$  at triple point of water and  $7.166 \Omega$  at room temperature. What is the temperature of the room on a scale of resistance thermometer?. state one assumption you have made. **An[290K]**
- 2) The resistance of platinum wire is  $4 \Omega$  at ice point and  $5.6 \Omega$  at steam. Find the temperature at which the resistance is  $9.84 \Omega$
- 3) A particular constant –volume gas thermometer registers a pressure of  $1.937 \times 10^4 \text{Pa}$  at the triple point of water and  $2.618 \times 10^4 \text{Pa}$  at the boiling of a liquid. What is the boiling point of the liquid according to this thermometer? **An[369.2K]**

**1.3.0: TYPES OF THERMOMETERS**

**a)-Liquid in glass thermometer;**

it uses a thermometric property which is, length of the column of liquid to measure the degree of hotness of the body. Liquids usually used are; mercury, alcohol and water.

**Procedure**

- ❖ Put the bulb in ice and find the length of the mercury column in capillary tube,  $L_0$  Put the bulb in steam and find the length of the mercury column in capillary tube,  $L_{100}$
- ❖ Put the bulb in contact with the body of an unknown temperature  $\theta$  and find the length of mercury column  $L_{\theta}$
- ❖ Unknown temperature is determined from  $\theta = \left( \frac{L_{\theta} - L_0}{L_{100} - L_0} \right) \times 100^{\circ}\text{C}$

**Advantages of a Liquid in Glass Thermometer**

- It is easy to use
- It is very cheap
- It is very portable
- It has direct readings

**Disadvantages of a Liquid in Glass Thermometer**

- It has small range of temperature
- It is not very accurate
- Its fragile so care is needed

**N.B:**

A liquid in glass thermometer is not very accurate because of the following;

1. Parallax errors which contribute about  $\pm 0.1^{\circ}\text{C}$

2. Non uniformity of the bore of capillary tube limits accuracy to about 0.1°C
3. The glass contracts and expands and takes long hours to recover its correct size and shape and therefore spoils the calibration

**Reasons why mercury is used as thermometric property .**

- It doesn't wet the glass
- It expands uniformly
- It is opaque
- It is a good conductor of heat

**Reasons why water is not used as thermometric property**

- ❖ It wets the glass
- ❖ It is a bad conductor of heat
- ❖ It is not opaque
- ❖ It has non uniform expansivity.

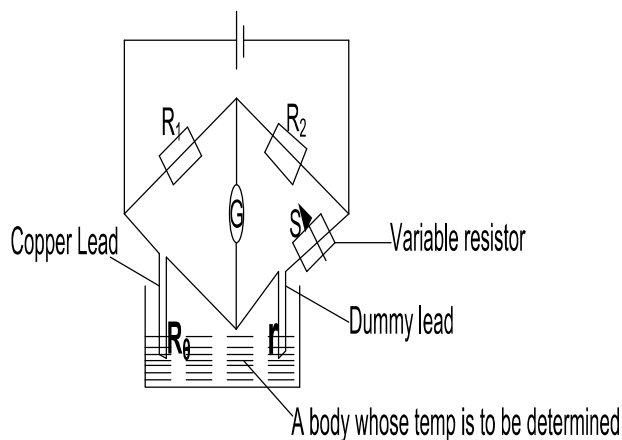
**b)-RESISTANCE THERMOMETER [PLATINUM RESISTANCE THERMOMETER]**

A resistance thermometer uses resistance(R) of a metal wire as a thermometric property.

**QUALITIES OF A METAL TO BE USED IN A RESISTANCE THERMOMETER**

- ❖ Material of the wire should have a high temperature co-efficient of resistance (R) so that a small change in temperature causes a measurable change in resistance.
- ❖ The variation of resistance with temperature should be linear. Platinum is chosen to be used because it satisfies above 2 conditions.

**STRUCTURE OF PLATINUM RESISTANCE THERMOMETER**



- The platinum wire is put in ice and the variable resistor, S varied until galvanometer shows zero reading. At this point, if  $R_1 = R_2$  then the

resistance of the wire is equal to the resistance of S and is recorded as  $R_0$

- The platinum wire is now put in steam and the variable resistor, S varied until galvanometer shows zero reading. The resistance of the wire is equal to the resistance of S and is recorded as  $R_{100}$

- The platinum wire is now put in contact with a body of unknown temperature  $\theta$  and variable resistor, S varied until galvanometer shows zero reading. The resistance of the wire is equal to the resistance of S and is recorded as  $R_\theta$

$$\theta = \left( \frac{R_\theta - R_0}{R_{100} - R_0} \right) \times 100^\circ\text{C}$$

**ADVANTAGES OF PLATINUM RESISTANCE THERMOMETER**

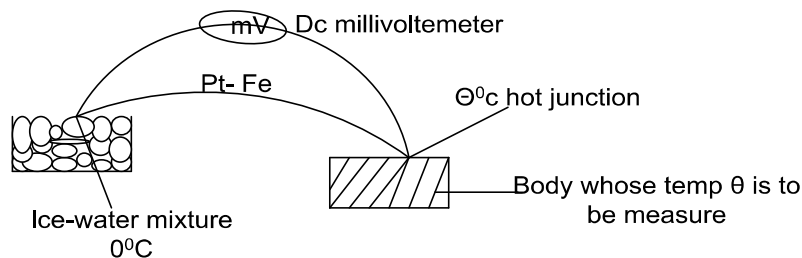
- It is used for measuring small unit temperature.
- It is very accurate. It is because the resistance of platinum wire varies linearly with temperature.
- It has a wide range of temperature i.e. from  $-200^\circ\text{C}$  to  $1200^\circ\text{C}$
- It is very sensitive to small unit temperatures.

## DISADVANTAGES OF PLATINUM RESISTANCE THERMOMETERS

- It cannot measure very rapidly changing temperature. This is because it has low thermal conductivity and high heat capacity.
- It cannot measure temperature at a point due to size of silica tube.
- Its heavy and not portable

## C) -THERMO COUPLE THERMOMETER

When two wires of different materials are joined together to form two junctions and their junctions maintained at different temperatures, a small E.M.f is created between the junctions. These effects is called thermo electric or **seebeck effect** and such an arrangement gives a thermo couple.



## MODE OF OPERATION

- One junction is placed on the water-ice mixture and the other junction is put in steam and the Emf set up is  $m$  measured on millivoltmeter  $E_{100}$
- With the other junction still in the water-ice mixture, and the other junction now put in contact with a body of unknown temperature,  $\theta$  and the Emf set up is  $m$  measured on millivoltmeter  $E_{\theta}$
- The temperature of the body can then be calculated from

$$\theta = \left( \frac{E_{\theta}}{E_{100}} \right) \times 100^{\circ}\text{C}$$

## ADVANTAGES OF THERMO COUPLE

- ❖ It measures temperature at a point e.g. temperature of crystal since the wires can be made thin.
- ❖ It is used to measure rapidly changing temperatures. This is because of its small heat capacity and high thermal conductivity.
- ❖ It is portable
- ❖ It has a wide range of temperature between  $-250^{\circ}\text{C}$  to  $1600^{\circ}\text{C}$  and this can be achieved by using different metals.
- ❖ It can be used to determine direct readings if connected to galvanometer which has been calibrated to read temperatures directly.

## DISADVANTAGES OF THERMO COUPLE

- ❖ It cannot measure slowly changing temperatures.
- ❖ It is inaccurate because  $E. m. f$  doesn't vary linearly with temperature.

**N.B** an  $E.m.f$  can be generated from junction if.

- ✓ The junctions are made from different metals.
- ✓ The junctions are kept at different temperatures.

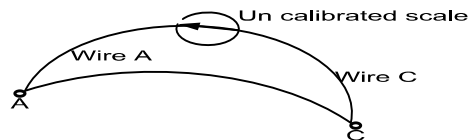
### CALIBRATION OF THERMO COUPLE

#### Question:

Describe briefly how you would calibrate thermo couple and use it to measure the temperature of water.

#### Solution

Consider un calibrated thermo couple



Let junction C and A be placed in water mixture and determine  $E_0$  using m.v.

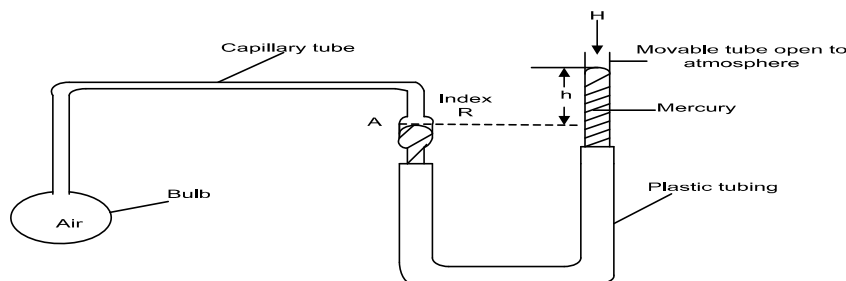
Divide the interval into two equal parts to complete the calibration.

The temperature of water is measured by placing junction A in it and C in the water mixture.

The temperature of water  $\theta$  is determined from.

$$\theta = \left( \frac{E_{\theta} - E_0}{E_{100} - E_0} \right) \times 100^{\circ}\text{C}$$

### d)-CONSTANT VOLUME GAS THERMOMETER



- The bulb with air is immersed in a substance whose temperature is required.
- The substance warms up the bulb and the gas (air) expands forcing mercury up in a movable tube.
- By adjusting the plastic tubing up and down, the level in A is restored keeping the volume constant.
- The difference in mercury levels  $h$  is determined and the thermometer reading  $H$  due to atmosphere in the open limb is recorded
- The total pressure,  $P_{\theta}$  exerted by the gas at temperature,  $\theta$  is obtained from  $P_{\theta} = H + h$ .
- The pressure is then measured at the point  $P_0$ , at steam point  $P_{100}$ , by the same procedure
- Therefore the Celsius temperature,  $\theta$  on this thermometer is obtained from

$$\theta = \left( \frac{P_{\theta} - P_0}{P_{100} - P_0} \right) \times 100^{\circ}\text{C}$$

### ADVANTAGES OF CONSTANT VOLUME GAS THERMOMETER

- It is very sensitive
- It has wide range of temperature from  $-270^{\circ}\text{C}$  to  $1500^{\circ}\text{C}$
- It is very accurate since the pressure of fixed mass of gas at constant volume varies linearly with temperature.
- It is used as a standard to calibrate other thermometer e.g. thermo couple thermometer.

### DISADVANTAGES OF CONSTANT VOLUME GAS THERMOMETER

- It is bulky i.e. is not portable.
- It has no direct readings; therefore it requires skills to be read it.
- It cannot measure rapidly changing temperatures as the bulb needs time to reach steady states.

### Corrections in a constant volume gas thermometer include;

- ❖ The temperature of the gas in the dead space because its temperature lies between that of the bulb and the room temperature.
- ❖ Thermal expansion of the bulb
- ❖ The capillary effect at the mercury surface.

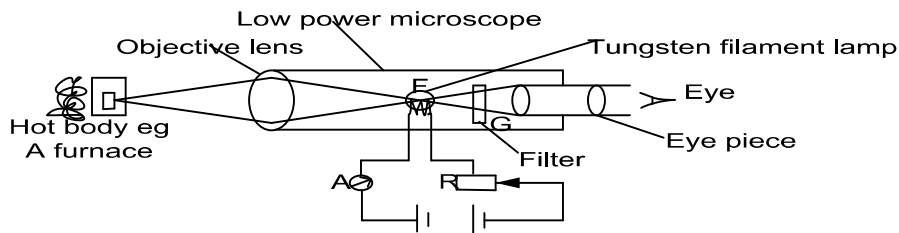
### e)-PYROMETERS

They are used to measure very high temperatures e.g. temperature of furnace

They are divided into two;

- Total radiation pyrometer which responds to total radiation i.e. heat and light produced.
- Optical radiation pyrometer which responds to only light produced.

### OPTICAL RADIATION PYROMETER



### MODE OF OPERATION

- A hot body whose temperature is to be measured is focused by objective lens so that its image lies in the plane of F.
- The light rays from both the filament and the body pass through red filter to the eye.
- If the image of the hot body is brighter than the filament, the filament appears dark on bright background.
- If the filament is brighter than the image of the hot body, the filament appears bright on a dark background.
- Using the rheostat R, the current through filament is adjusted until the filament cannot be distinguished in the background. At that point, the temperature of hot body is then equals that of the filament. And this temperature can then be read from the ammeter (previously calibrated in  $^{\circ}\text{C}$ ).

UNEB 2015 Qn5

- (a) (i)** State four desirable properties a material; must have to be used as a thermometric substance (02marks)
- (ii)** State why scales of temperature based on different thermometric property may not agree (01mark)

**UNEB 2014 Qn7**

- (e) (i)** Two thermometers are used to measure the temperature of a body. Explain the temperature values may be different (02marks)
- (ii)** A platinum resistance thermometer has a resistance of  $5.42 \Omega$  at triple point of water. Calculate its resistance at a temperature of  $50.0^\circ\text{C}$  *An*[6.41  $\Omega$ ] (02marks)

**UNEB 2011 Qn 5**

- (b) (i) Define the term thermometric property and give four examples (02marks)
- (ii) State two qualities of a good thermometer property (01marks)
- (c) (i) With reference to the a liquid in glass thermometer, describe the steps involved in setting up a Kelvin scale of temperature (03marks)
- (ii) State one advantage and disadvantage of the resistance thermometer. (01mk)
- (d) A resistance thermometer has a resistance of  $21.42 \Omega$  at some unknown temperature  $\theta$ . Calculate  $\theta$  on the scale of this thermometer. *An*[**87.11 $^\circ\text{C}$** ] (03mk)

**UNEB 2007 Qn 5**

- (a) (i) Define a thermometric property and give two examples (02marks)
- (ii) When is the temperature **• K** attained (02marks)
- (b) (i) With reference to a constant-volume gas thermometer define temperature on the Celsius scale (02marks)
- (ii) State two advantages and two disadvantages of constant-volume gas thermometer. (02marks)
- (c) (i) Define the triple point of water (01mark)
- (ii) Describe how you would measure the temperature of a body on thermodynamic scale using a thermo couple. (03marks)

**UNEB 2005 Qn 5**

- (a)** (i) What is meant by the term fixed points in thermometry. Give two examples of such points (02marks)
- (ii) How is temperature on a Celsius scale defined on a platinum resistance thermometer? (02marks)
- (b) Explain the extent to which thermometer based on different properties but calibrate using the same fixed points are likely to agree when used to measure a temperature
- (i) Near one of the fixed points (02marks)
- (ii) Midway between the two fixed points (02marks)
- (d) What are the advantages of a thermocouple over a constant volume gas thermometer in measuring temperature.

**Solution**

- b)i) They may agree, because for points near the fixed points the values of the thermometric properties vary almost in step for points close to the fixed points.  
 ii) They may not agree for temperature midway between fixed points the different thermometric properties vary differently with temperature.

**UNEB 2004 Q5**

- (a) What is meant by  
 (i) Thermometric property (01mark)  
 (ii) Triple point of water (01mark)  
 (b) (i) Describe the steps taken to establish a temperature scale (05marks)  
 (ii) Explain why the thermometers may give different values for the same unknown the temperature. (02marks)  
 (c) (i) Describe with the aid of a diagram, how a constant volume gas thermometer may be used to measure temperature (06marks)  
 (ii) State three corrections that need to be made when using the thermometer in c(i) above.  
 (iii) State and explain the sources of inaccuracies in using mercury-in-glass thermometer.

**In Accuracies rise Because**

The none uniformity of the capillary tube from which the thermometer was made. This causes equal changes in volume of the liquid not producing equal changes in the length of the liquid column.

**UNEB 2000 Q7**

- (a) (i) State the desired properties a material must have to be used as a thermometric liquid substance. (02marks)  
 (ii) Explain why scales of temperature based on different thermometer properties may not agree (01marks)  
 (b) (i) Draw a labelled diagram to show the structure of a simple constant volume gas thermometer. (03marks)  
 (ii) Describe how a simple-constant volume gas thermometer can be used to establish a Celsius scale of temperature. (05marks)  
 (iii) State the advantage and disadvantage of mercury in glass thermometer and a constant volume gas (03marks)  
 (c) The resistance of the element of a platinum resistance thermometer is  $4\Omega$  at the point and  $5.46\Omega$  at the steam point. What temperature on the platinum resistance scale would correspond to a resistance of a  $9.84\Omega$  **An[400°C]** (03marks)

## CHAPTER2: CALORIMETRY

The heat energy of a system is its internal energy and it can be either heat capacity or latent heat.

### 2.1.0: HEAT CAPACITY AND SPECIFIC HEAT CAPACITY

❖ **Specific heat capacity** of substance is quantity of heat required to raise the temperature of 1kg mass of substance by 1kelvin.  
Its S.I units are joules per kilogram per Kelvin [ $\text{Jkg}^{-1}\text{K}^{-1}$ ].

❖ **Heat capacity** is the amount of heat required to raise the temperature of any mass of the a substance by 1Kelvin.

Its units are joules per Kelvin [ $\text{JK}^{-1}$ ]

The heat gained  $Q$  or lost by the substance is given by

$Q = \text{mass} \times \text{S.H.C} \times \text{temp change}$

$$Q = m c \Delta \theta$$

Where  $\theta = \theta_1 - \theta_2$

$C = \text{S.H.C}$

Heat capacity = mass x S.H.C, which implies

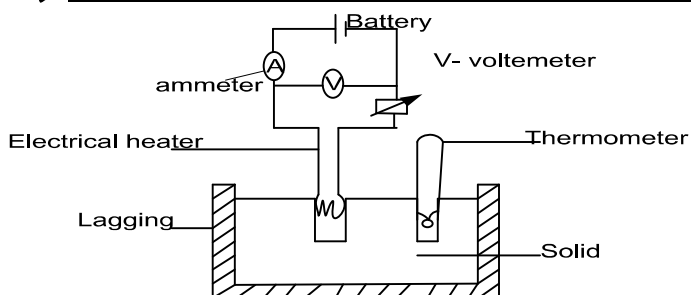
$$Q = \text{Heat capacity} \times \text{temperature change}$$

### EXERCISE 2

- 1) Calculate the quantity of heat required to raise the temperature of a metal block with a heat capacity of  $23.1\text{J}^\circ\text{C}^{-1}$  by  $30.0^\circ\text{C}$ . **An [693J]**
- 2) An electrical heater supplies 500J of heat energy to a copper cylinder of mass 32.4g. Find the increase in temperature of the cylinder (specific heat capacity of copper =  $385\text{Jkg}^{-1}\text{}^\circ\text{C}^{-1}$ )  
**An[40.1°C]**
- 3) How much heat must be removed from an object with a heat capacity of  $150\text{J}^\circ\text{C}^{-1}$ , in order to reduce its temperature from  $80.0^\circ\text{C}$  to  $20.0^\circ\text{C}$ . **An [ $9 \times 10^3\text{J}$ ]**

### 2.1.2: METHODS OF DETERMINING S.H.C

#### a) Determination of S.H.C of a solid by electrical method



- ❖ A solid block of a metal is drilled with two holes, one for thermometer and other for an electric heater filled with mercury for good thermal contact
- ❖ The mass, m of the block is found and its initial temperature  $\theta_1$  recorded.
- ❖ Switched on the heater and a stop clock at the same time.

- ❖ By adjusting the rheostat, steady current  $I$  from ammeter and voltage  $V$  from the voltmeter are noted.
- ❖ When the temperature has risen appreciably, the current is stopped and the time,  $t$  of heating is noted and also the final temperature  $\theta_2$  is read and recorded.
- ❖ Assuming no heat loss to the surrounding, heat supplied by the heater = heat gained by the block.

$$Ivt = mC[\theta_2 - \theta_1]$$

- ❖ Therefore the specific heat capacity,  $C$  of the metal is got from

$$C = \frac{Ivt}{m[\theta_2 - \theta_1]}$$

### Examples

1. A steady current of  $12\text{ A}$  and *p.d* of  $240\text{ V}$  is passed through a block of mass  $1500\text{ g}$  for  $1\frac{1}{2}$  minutes. If the temperature of the block rises from  $25^\circ\text{C}$  to  $80^\circ\text{C}$ . Calculate;

- (i) S.H.C of the block
- (ii) The heat capacity of  $4\text{ kg}$  mass of the block

#### Solution

$$\begin{aligned} \text{i) } t &= 1\frac{1}{2} \text{ minutes} = 1\frac{1}{2} \times 60\text{ s} = 90\text{ s}, \\ m &= 1500\text{ g} = \frac{1500}{1000} = 1.5\text{ kg} \\ Q &= m C \Delta\theta \\ I V t &= m C \Delta\theta \\ 12 \times 240 \times 90 &= 1.5 \times C (80 - 25) \end{aligned}$$

$$\begin{aligned} C &= \frac{12 \times 240 \times 90}{1.5 \times 55} \\ C &= 3141.82\text{ J kg}^{-1}\text{ K}^{-1} \\ \text{ii) } H &= m C \\ H &= 4 \times 3141.82 \\ H &= 12567.28\text{ J K}^{-1} \end{aligned}$$

2. A heater rated  $2\text{ kW}$  is used for heating the solid of mass  $6\text{ kg}$ , if its temperature rises from  $30^\circ\text{C}$  to  $40^\circ\text{C}$ . In  $12\text{ s}$ , find the S.H.C of the solid.

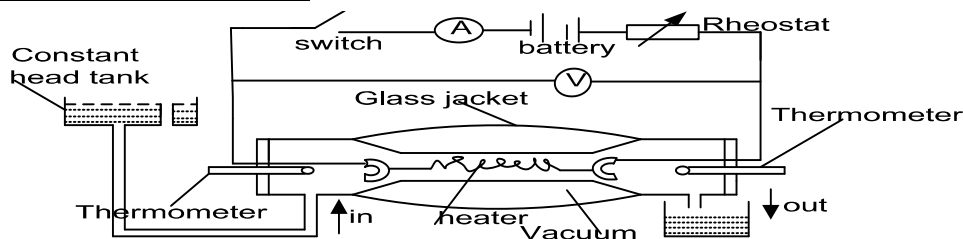
#### Solution

$$\begin{aligned} P &= 2\text{ kW} = 2 \times 1000\text{ W}, m = 6\text{ kg} \\ Q &= m C \Delta\theta \\ I V t &= m C \Delta\theta \\ P \times t &= m C \Delta\theta \\ 2 \times 1000 \times 12 &= 6 \times C (40 - 30) \end{aligned}$$

$$\begin{aligned} C &= \frac{2 \times 1000 \times 12}{6 \times 10} \\ C &= 400\text{ J kg}^{-1}\text{ K}^{-1} \end{aligned}$$

## **b)-Determination of S.H.C of a liquid**

### **i)-Using continuous flow method**



#### **MODE OF OPERATION**

- ❖ Liquid is allowed to flow at constant rate from the overhead tank.
- ❖ Switch  $k$  is closed and system left to run until thermometers indicate steady temperatures.
- ❖ The inflow temperature  $\theta_1$  and out flow temperature  $\theta_2$  are recorded

- ❖ The Ammeter reading  $I_1$  and Voltmeter reading  $V_1$  are recorded
- ❖ The mass  $m_1$  which flows per second is measured and recorded
- ❖ At steady state  $I_1V_1 = m_1c(\theta_2 - \theta_1) + h$  ----- [1] where h is rate of heat loss to surrounding
- ❖ The Rheostat is adjusted to vary the current through the circuit until the inflow outflow temperatures are the same as before
- ❖ The Ammeter reading  $I_2$  and Voltmeter reading  $V_2$  are recorded
- ❖ The new mass  $m_2$  which flows per second is measured and recorded
- ❖ At steady state  $I_2V_2 = m_2c(\theta_2 - \theta_1) + h$  ----- [2]

Therefore specific heat capacity of a liquid, c is got from

$$C = \frac{I_2V_2 - I_1V_1}{(m_2 - m_1)(\theta_2 - \theta_1)}$$

### MERITS OF CONTINUOUS FLOW METHOD

- The heat capacity of apparatus is not required since at steady states, the apparatus does not absorb any more heat.
- No cooling correction is required since the heat lost to the surrounding is taken care by repeating the experiment.
- The temperature to be measured  $\theta_1$  and  $\theta_2$  are constant at steady state.
- They can therefore be measured at leisure and accurately using platinum resistance thermometer.
- There are no heat losses by convection since apparatus has vacuum.

### DEMERITS OF CONTINUOUS FLOW METHOD

- It can't be used to determine S.H.C of solid
- It requires a large quantity of liquid and therefore it is expensive

### Questions

- 1) In the flow method to determine the S.H.C of the liquid, the following two sets of results were obtained.

	Experiment 1	Experiment 2
P.d across water (V)	5.0	3.0
Current through heater (A)	0.3	0.2
Temperature of liquid at inlet ( $^{\circ}\text{C}$ )	25	25
Temperature of liquid at outlet ( $^{\circ}\text{C}$ )	41	41
Mass of liquid (kg)	0.15	0.07
Time taken (s)	200	120

- a) Calculate the S.H.C of the liquid
- b) Heat lost per second

### Solution

$$\begin{aligned} \text{a) } I_1V_1 &= m_1c(\theta_2 - \theta_1) + h \\ I_2V_2 &= m_2c(\theta_2 - \theta_1) + h \\ C &= \frac{I_2V_2 - I_1V_1}{(m_2 - m_1)(\theta_2 - \theta_1)} \\ C &= \frac{5.0 \times 0.3 - 3.0 \times 0.2}{\left(\frac{0.15}{200} - \frac{0.07}{120}\right)(41 - 25)} \end{aligned}$$

$$\begin{aligned} C &= 3.3 \times 10^2 \text{ J kg}^{-1} \text{ K}^{-1} \\ \text{b) } I_1V_1 &= m_1c(\theta_2 - \theta_1) + h \\ 5.0 \times 0.3 &= \frac{0.15}{200} \times 330 \times (41 - 25) + h \\ h &= -2.55 \text{ J} \end{aligned}$$

- 2) In continuous flow experiment it was found that when applied *p.d* was 12.0V, current 1.5A, a rate of flow of liquid of 50.0g/minute cause the temperature of inflow liquid to differ by 10°C. When the *p.d* was increased to 16.0V with current of 1.6A, the rate of flow of 90.0g/minute was required to produce the same temperature difference as before. Find ;

- (i) S.H.C of the liquid  
(ii) Rate of heat loss to the surrounding

**Solution**

$$I_1 V_1 = m_1 c (\theta_2 - \theta_1) + h$$

$$I_2 V_2 = m_2 c (\theta_2 - \theta_1) + h$$

$$C = \frac{I_2 V_2 - I_1 V_1}{(m_2 - m_1)(\theta_2 - \theta_1)}$$

$$C = \frac{12 \times 1.5 - 16 \times 1.6}{\left(\frac{50 \times 10^{-3}}{60} - \frac{90 \times 10^{-3}}{60}\right)(10)}$$

$$C = 1.14 \times 10^3 \text{ J kg}^{-1} \text{ K}^{-1}$$

ii)  $I_2 V_2 = m_2 c (\theta_2 - \theta_1) + h$

$$16 \times 1.6 = \frac{90 \times 10^{-3}}{60} \times 1.14 \times 10^3 \times 10 + h$$

$$h = 8.50 \text{ watts}$$

- 3) Water flow at rate of 0.15kg/minute through a tube and is heated by a heater dissipating 25.2W. The inflow and outflow temperature are 15.2°C and 17.4°C respectively. When the rate of flow is increased to 0.232kg/minute and rate of heating to 37.8W. The inflow and outflow temperature are not altered. Find;

- i) S.H.C of water      ii) Rate of loss of heat in the tube

**solution**

$$I_1 V_1 = m_1 c (\theta_2 - \theta_1) + h$$

$$I_2 V_2 = m_2 c (\theta_2 - \theta_1) + h$$

$$C = \frac{I_2 V_2 - I_1 V_1}{(m_2 - m_1)(\theta_2 - \theta_1)}$$

$$C = \frac{25.2 - 37.8}{\left(\frac{0.15}{60} - \frac{0.232}{60}\right)(17.4 - 15.2)}$$

$$C = 4200 \text{ J kg}^{-1} \text{ K}^{-1}$$

ii)

$$I_1 V_1 = m_1 c (\theta_2 - \theta_1) + h$$

$$25.2 = \frac{0.15}{60} \times 4200 \times (17.4 - 15.2) + h$$

$$h = 2.21 \text{ watts}$$

- 4) In an experiment to measure specific heat capacity of water, stream of water flows at rate of  $5 \text{ g s}^{-1}$  over an electrical heater dissipating 135W and temperature rise of 5K is observed. On increasing the rate of flow to  $10 \text{ g s}^{-1}$  the same temperature rises is produced with dissipation of 240W.

Explain why the power in 2<sup>nd</sup> case is not twice that needed in 1<sup>st</sup> case and deduce the value of S.H.C in water.

**Solution**

Power in the 2<sup>nd</sup> case is not twice as one is 1<sup>st</sup> case because some heat is lost to the surrounding [420 J kg<sup>-1</sup> K<sup>-1</sup>]

$$I_1 V_1 = m_1 c (\theta_2 - \theta_1) + h$$

$$I_2 V_2 = m_2 c (\theta_2 - \theta_1) + h$$

$$C = \frac{I_2 V_2 - I_1 V_1}{(m_2 - m_1)(\theta_2 - \theta_1)}$$

$$C = \frac{240 - 135}{(10 \times 10^{-3} - 5 \times 10^{-3})(5)}$$

$$C = 4200 \text{ J kg}^{-1} \text{ K}^{-1}$$

**EXERCISE 3**

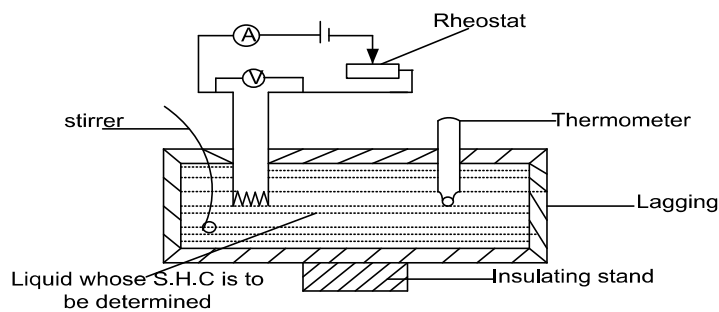
- 1) In an electrical constant flow experiment to determine the specific heat capacity of a liquid, heat is supplied to the liquid at a rate of 12W. When the rate of flow is 0.060kgmin<sup>-1</sup>, the temperature rise along the flow is 2.0K. Use these figures to calculate a value for the specific

heat capacity of the liquid. If the true value of the specific heat capacity is  $5400 \text{ J kg}^{-1} \text{ K}^{-1}$ , estimate the percentage of heat lost in the apparatus. **An [6000 J kg<sup>-1</sup> K<sup>-1</sup> 11%]**

2) When water was passed through a continuous flow calorimeter the rise in temperature was from  $16$  to  $20^\circ\text{C}$ , the mass of water flowing was  $100\text{g}$  in one minute, the p.d across the heating coil was  $20\text{V}$  and the current was  $1.5\text{A}$ . Another liquid at  $16.0^\circ\text{C}$  was then passed through the calorimeter and to get the same change in temperature, the p.d was changed to  $13\text{V}$ , the current to  $1.2\text{A}$  and the rate of flow to  $120\text{g}$  in one minute. Calculate the S.H.C of the liquid if the S.H.C of water is  $4200 \text{ J kg}^{-1} \text{ C}^{-1}$  **An[1700 J kg<sup>-1</sup> K<sup>-1</sup>]**

3) With a certain liquid, the inflow and outflow temperatures were maintained at  $25.20^\circ\text{C}$  and  $26.51^\circ\text{C}$  respectively for a p.d of  $12.0\text{V}$  and current  $1.50\text{A}$ , the rate of flow was  $90\text{g}$  per minute, with  $16.0\text{V}$  and  $2.00\text{A}$ , the rate of flow was  $310\text{g}$  per minute. Find the S.H.C. of the liquid and also the power lost to the surrounding. **An [2910 J kg<sup>-1</sup> K<sup>-1</sup>, 12.3W]**

### ii)Electrical method



- ❖ When *d.c* is switched on for time *t*, the temperature of the liquid and calorimeter changes from  $\theta_1$  to  $\theta_2$ .
- ❖ The resistant is then adjusted to get a suitable value of *I* and *V* when the mixture is uniform after stirring. Assuming that there is not heat gained by the thermometer, then there is no heat lost to the surrounding.
- ❖ The electric energy supplied by heater=heat gain by calorimeter and liquid.

$$Ivt = M_L C_L (\theta_2 - \theta_1) + M_C C_C (\theta_2 - \theta_1)$$

$$C_L = \frac{Ivt - M_C C_C (\theta_2 - \theta_1)}{M_L (\theta_2 - \theta_1)}$$

$M_C$  = mass of calorimeter

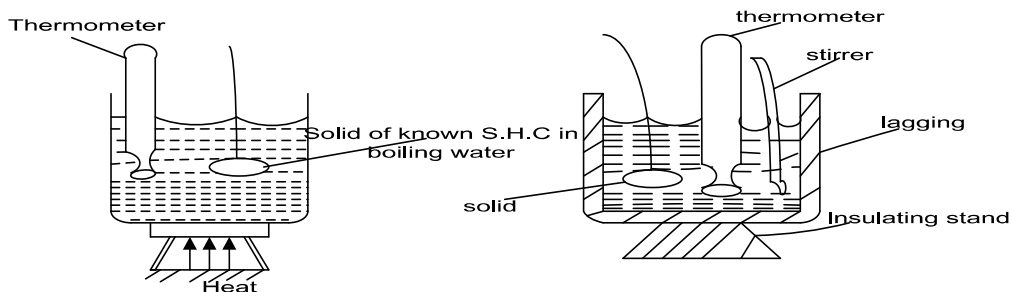
$M_L$  = mass of liquid

$C_C$  = S.H.C of calorimeter

$C_L$  = S.H.C of liquid

### iii)USING METHOD OF MIXTURES

This S.H.C of liquid can be determined using method of mixture as follows



- The solid of mass  $M_s$  and S.H.C  $C_s$ , in boiling water at temperature  $\theta_1$  is transferred to liquid of mass  $M_L$  whose S.H.C [ $C_L$ ] is to be determined in calorimeter of mass  $M_c$  and S.H.C  $C_c$  both at temperature  $\theta_2$ .
- The mixture is stirred uniformly until final steady temperature  $\theta_3$  is obtained
- Assuming there is no heat gained by the stirrer and thermometer and no heat is lost to the surrounding.
- Heat lost by solid = heat gained by calorimeter + heat gained by liquid

$$M_s C_s (\theta_1 - \theta_3) = M_L C_L (\theta_2 - \theta_3) + M_c C_c (\theta_2 - \theta_3)$$

$$C_L = \frac{M_s C_s (\theta_1 - \theta_3) - M_c C_c (\theta_2 - \theta_3)}{M_L (\theta_2 - \theta_3)}$$

### PRECAUTIONS TAKEN IN DETERMINING S.H.C BY METHOD OF MIXTURES

- The solid should be transferred as soon as possible to liquid in calorimeter.
- The liquid in calorimeter should be well stirred to ensure uniformity of temperature.
- The calorimeter should be supported on an insulated stand and should also be lagged to reduce heat loss by conduction.
- The calorimeter should be well polished to minimize heat loss by radiation.

### DISADVANTAGES OF METHODS OF MIXTURE

- Some heat is lost to the surrounding
- Some heat is absorbed by stirrer and thermometer.
- Some heat losses by conduction and convection

**N.B:** heat losses that cannot be eliminated can be catered for by a cooling correction

### Examples

1. What is the final temperature of the mixture if 100g of water at 70°C is added to 200g of cold water at 10°C. And well stirred (Neglect the heat absorbed by the container and S.H.C of water is 42000 J kg<sup>-1</sup> K<sup>-1</sup>).

#### Solution

Heat lost by hot water = heat gained by cold water

$$M_H C_H (\theta_1 - \theta_3) = M_C C_C (\theta_2 - \theta_3)$$

$$\frac{100}{1000} \times 4200 \times (70 - \theta) = \frac{200}{1000} \times 4200 \times (\theta - 10)$$

$$0.1 \times (70 - \theta) = 0.2 \times (\theta - 10)$$

$$7 - 0.1\theta = 0.2\theta - 2$$

$$\theta = 30^\circ\text{C}$$

Final temperature of the mixture is 30°C

2. The temperature of 500g of a certain metal is raised to 100°C and it is then placed in 200g of water at 15°C. If the final steady temperature rises to 21°C, calculate the S.H.C of the metal.

#### Solution

Heat lost by metal = heat gained by water

$$M_m C_m (\theta_1 - \theta_3) = M_w C_w (\theta_2 - \theta_3)$$

$$\frac{500}{1000} \times C_m \times (100 - 21) = \frac{200}{1000} \times 4200 \times (21 - 15)$$

$$0.5 \times C_m \times 89 = 0.2 \times 4200 \times 6$$

$$C_m = \frac{0.2 \times 4200 \times 6}{0.5 \times 89}$$

$$C_m = 128 \text{ J kg}^{-1} \text{ K}^{-1}$$

3. The temperature of a piece of copper of mass 250g is raised to 100°C and it is then transferred to a well-lagged aluminum can of mass 10.0g containing 120g of methylated spirit at 10.0°C. calculate the final steady temperature after the spirit has been well stirred. Neglect the heat capacity of the

stirrer and any losses from evaporation. (S.H.C of copper, aluminum and spirit respectively =  $400 \text{ J kg}^{-1} \text{ K}^{-1}$ ,  $= 900 \text{ J kg}^{-1} \text{ K}^{-1}$ ,  $= 2400 \text{ J kg}^{-1} \text{ K}^{-1}$ )

**Solution**

Heat lost by copper = heat gained by aluminum + heat gained by spirit

$$M_C C_C (\theta_1 - \theta_3) = M_A C_A (\theta_2 - \theta_3) + M_S C_S (\theta_2 - \theta_3)$$

$$0.25 \times 400 (100 - \theta) = 0.1 \times 900 (\theta - 10) + 0.12 \times 2400 (\theta - 10)$$

$$10000 - 100\theta = 297\theta - 2970$$

$$\theta = \frac{12970}{397}$$

$$\theta = 32.7^\circ\text{C}$$

4. A liquid of mass 200g in a calorimeter of heat capacity  $500 \text{ J K}^{-1}$  is heated such that its temperature changes from  $25^\circ\text{C}$  to  $50^\circ\text{C}$ . Find the S.H.C of the liquid if the heat supplied was 14,000J.

**Solution**

Heat supplied = heat gained by liquid + heat gained by calorimeter

$$Q = M_L C_L (\theta_2 - \theta_1) + M_C C_C (\theta_2 - \theta_1)$$

$$14000 = 0.2 \times C_L (50 - 25) + 500 \times (50 - 25)$$

$$14000 = 5 \times C_L + 12500$$

$$C_L = 300 \text{ J kg}^{-1} \text{ K}^{-1}$$

5. A metal of mass 0.2kg at  $100^\circ\text{C}$  is dropped into 0.08kg of water at  $13^\circ\text{C}$  contained in calorimeter of mass 0.12kg and S.H.C  $400 \text{ J kg}^{-1} \text{ K}^{-1}$ . The final temperature reached is  $35^\circ\text{C}$ . Determine the S.H.C of the solid.

**Solution**

$M_s = 0.2 \text{ kg}$	$\theta_2 = 15^\circ\text{C}$	$C_w = 4200 \text{ J kg}^{-1} \text{ K}^{-1}$
$\theta_1 = 100^\circ\text{C}$	$M_c = 0.12$	$\theta_3 = 35^\circ\text{C}$
$M_w = 0.08 \text{ kg}$	$C_c = 400 \text{ J kg}^{-1} \text{ K}^{-1}$	

Heat lost by the solid = heat gained by calorimeter + heat gained by water

$$M_s C_s (\theta_1 - \theta_2) = M_c C_c (\theta_3 - \theta_2) + M_w C_w (\theta_3 - \theta_2)$$

$$0.2 \times C_s (100 - 35) = 0.12 \times 400 (35 - 15) + 0.08 \times 4200 (35 - 15)$$

$$13 C_s = 960 + 6120$$

$$C_s = 590.769 \text{ J kg}^{-1} \text{ K}^{-1}$$

6. Hot water of mass 0.4kg at  $100^\circ\text{C}$  is poured into calorimeter of mass 0.3kg and S.H.C  $400 \text{ J kg}^{-1} \text{ K}^{-1}$  and contains 0.2kg of a liquid at  $10^\circ\text{C}$ . The final temperature of mixture is  $40^\circ\text{C}$  determines the S.H.C of a liquid.

**Solution**

$M_w = 0.4 \text{ kg}$	$C_c = 400 \text{ J kg}^{-1} \text{ K}^{-1}$	$\theta_3 = 40^\circ\text{C}$
$\theta_1 = 100^\circ\text{C}$	$M_L = 0.2 \text{ kg}$	$\theta_2 = 10^\circ\text{C}$
$M_c = 0.3 \text{ kg}$		

Heat lost by the hot water = heat gained by the calorimeter + heat gain by liquid

$$M_w C_s (\theta_1 - \theta_3) = M_c C_c (\theta_3 - \theta_2) + M_L C_L (\theta_3 - \theta_2)$$

$$0.4 \times 4200 (100 - 40) = 0.3 \times 400 (40 - 10) + 0.2 \times C_L (40 - 10)$$

$$100800 = 3600 + 6 C_L$$

$$C_L = 16200 \text{ J kg}^{-1} \text{ K}^{-1}$$

7. A 15W heating coil is immersed in 0.2kg of water and switched on for 560 seconds during which time; the temperature rises by  $10^\circ\text{C}$ . When water was replaced by some volume of another liquid of mass 0.15kg, the power required for same time is 8.3W. Calculate the S.H.C of the liquid.

**Solution**

$Ivt = M_L C_L \Delta\theta$	$C_L = \left[ \frac{8.3 \times 560}{0.15 \times 10} \right]$
$8.3 \times 560 = 0.15 \times C_L \times 10$	$C_L = 3.1 \times 10^3 \text{ J kg}^{-1} \text{ K}^{-1}$

Assumption, same temperature rise occurs.

8. When a block of metal of mass 0.11kg and S.H.C  $400 \text{ J kg}^{-1} \text{ K}^{-1}$  is heated to  $100^\circ\text{C}$  and quickly transferred to a calorimeter containing 0.2kg of a liquid at  $10^\circ\text{C}$ , the resulting temperature is  $13^\circ\text{C}$ . On repeating

the experiment with 0.4kg of the liquid in the same container at same temperature of 10°C, the resulting temperature is 14.5°C. Calculate;

- a) S.H.C of the liquid
- b) Thermal capacity of the container.

**Solution**

$M_S = 0.11kg, C_s=400Jkg^{-1}K^{-1}$	$M_L=0.4kg$
$\theta_1 = 100^\circ C \quad \theta_2=10^\circ C \quad \theta_3=18^\circ C$	$\theta_2=10^\circ C$
$M_L=0.2kg$	$\theta_3=14.5^\circ C$

Heat lost by solid = heat gained by liquid + heat gained by container

$$M_S C_S (\theta_1 - \theta_3) = M_L C_L (\theta_3 - \theta_2) + M C C_c (\theta_3 - \theta_2)$$

$$0.11 \times 400(100 - 18) = 0.2 \times C_L (18 - 10) + H(18 - 10)$$

$$3608 = 1.6C_L + 8H \dots\dots\dots(1)$$

$$M_S C_S (\theta_1 - \theta_3) = M_L C_L (\theta_3 - \theta_2) + M C C_c (\theta_3 - \theta_2)$$

$$0.11 \times 400(100 - 14.5) = 0.4 \times C_L (14.5 - 10) + H (14.5 - 10)$$

$$3762 = 1.8 C_L + 4.5H \dots\dots\dots(2)$$

Solving equation 1 and equation 2 simultaneously

$$C_L = 1925 Jkg^{-1}K^{-1}$$

$$H = 66 J K^{-1} [\text{thermal capacity of the container}]$$

**EXERCISE 4**

- 1) 400g of a liquid at a temperature 70°C is mixed with another liquid of mass 200g at a temperature of 25°C. Find the final temperature of the mixture, if the S.H.C of the liquid is 4200 J kg<sup>-1</sup> K<sup>-1</sup>. **An[=55°C]**
- 2) 60 kg of hot water at 82°C was added to 300 kg of cold water at 10°C. Calculate the final temperature of the mixture (S.H.C of water = 4200 J kg<sup>-1</sup> K<sup>-1</sup>) **An[=22°C]**.
- 3) Calculate the final steady temperature obtained when 0.8 kg of glycerine at 25°C is put into a copper calorimeter of mass 0.5 kg at 0°C ( S.H.C of copper = 400 J kg<sup>-1</sup> K<sup>-1</sup>, S.H.C of glycerine = 250 J kg<sup>-1</sup> K<sup>-1</sup>). **An[12.5°C]**
- 4) A copper block of mass 250g is heated to a temperature of 145°C and then dropped into a copper calorimeter of mass 250g which contains 2500m<sup>3</sup> of water at 20°C. Calculate the final temperature of water. (S.H.C of copper = 400 J kg<sup>-1</sup> °C<sup>-1</sup>, S.H.C of water = 4200 J kg<sup>-1</sup> °C<sup>-1</sup>). **An[30°C]**
- 5) The temperature of heat which raises the temperature of 0.1 kg of water from 25°C to 60°C is used to heat a metal rod of mass 1.7 kg and S.H.C of the rod was 20°C. Calculate the final temperature of the rod. **An [48.8°C]**
- 6) A piece of copper of mass 100g is heated to 100°C and is then transferred to a well lagged copper can of mass 50g containing 200g of water at 10°C. Neglecting heat loss, calculate the final steady temperature of water after it has been well stirred. Take S.H.C of copper and water to be 400Jkg<sup>-1</sup>K<sup>-1</sup> and 4200Jkg<sup>-1</sup>K<sup>-1</sup> respectively. **An[14°C]**
- 7) A block of metal of mass 0.5kg initially at a temperature of 100°C is gently lowered into an insulated copper container of mass 0.05kg containing 0.9kg of water at 20°C. Neglecting heat loss, calculate the specific heat capacity of the metal block. (Take S.H.C of water to be 400Jkg<sup>-1</sup>K<sup>-1</sup> and 4200Jkg<sup>-1</sup>K<sup>-1</sup> respectively. **An[506.6Jkg<sup>-1</sup>K<sup>-1</sup>]**
- 8) A heating coil is placed in thermal flask containing 0.6kg of water for 600s. The temperature of water rises by 25°C during this time. Water is replaced by 0.4kg of another liquid. And the same temperature rise occurs in 180s. Calculate the S.H.C of the liquid given that S.H.C of water is 4200Jkg<sup>-1</sup>K<sup>-1</sup>. State any assumption. **An [1890Jkg<sup>-1</sup>K<sup>-1</sup>]**

- 9) Copper calorimeter of mass 120g contains 100g of paraffin at 15°C. If 45g of aluminum at 100°C is transferred to the liquid and the final temperature is 27°C. Calculate the S.H.C of paraffin [S.H.C of aluminum and copper are 1000 Jkg<sup>-1</sup>K<sup>-1</sup> and 400 Jkg<sup>-1</sup>K<sup>-1</sup> respectively].  
**Ans.  $2.4 \times 10^3 \text{Jkg}^{-1}\text{K}^{-1}$**
- 10) A steady current of 12 A and *p. d* of 240V is passed, through a block of mass 1500g for 1 ½ minutes. If the temperature of the block rises from 25°C to 80°C, calculate  
 (i) The specific heat capacity of the block  
 (ii) The heat capacity of 4kg mass of the block. **An [3141.82Jkg<sup>-1</sup>K<sup>-1</sup>, 12567.28Jk<sup>-1</sup>]**
- 11) A liquid of mass 250g is heated to 80°C and then quickly transferred to a calorimeter of heat capacity 380Jk<sup>-1</sup> containing 400g of water at 30°C. If the maximum temperature recorded is 55°C and specific heat capacity of water is 4200Jkg<sup>-1</sup>K<sup>-1</sup>. Calculate the S.H.C of the liquid. **An [8240Jkg<sup>-1</sup>K<sup>-1</sup>]**
- 12) 500g of water is put in a calorimeter of heat capacity 0.38Jk<sup>-1</sup> and heated to 60°C. It takes 2minute for the water to cool from 60°C to 55°C. When the water is replaced with 600g of a certain liquid, it takes 1 ½ minute for the liquid to cool from 60°C to 55°C. Calculate the S.H.C of the liquid. **An [2624.8kg<sup>-1</sup>K<sup>-1</sup>]**
- 13) When a metal cylinder of mass 2.0x10<sup>-2</sup>kg and specific heat capacity 500Jkg<sup>-1</sup>k<sup>-1</sup> is heated by an electrical heater working at a constant power, the initial rate of rise of temperature is 3.0Kmin<sup>-1</sup>. After a time the heater is switched off and the initial rate of fall of temperature is 0.3Kmin<sup>-1</sup>. What is the rate at which the cylinder gains heat energy immediately before the heater is switched off? **An[0.45W]**
- 14) A copper block has a conical hole bored in it into which a conical copper plug just fits. The mass of the block is 376g and that of the plug is 18g. The block and plug are initially at room temperature 10°C and almost completely surrounded by a layer of insulating material. The plug is removed from the block, cooled to a temperature of -196°C and then quickly inserted into the block again. The temperature of the block falls to 3°C and then slowly rises. Calculate the value of the mean specific heat capacity of copper (in the range -196°C to 3°C) obtained by ignoring heat flow into the block from the surrounding. (S.H.C of copper to the temperature range 3°C to 10°C is 380Jkg<sup>-1</sup>K<sup>-1</sup>). **An [279kg<sup>-1</sup>K<sup>-1</sup>]**

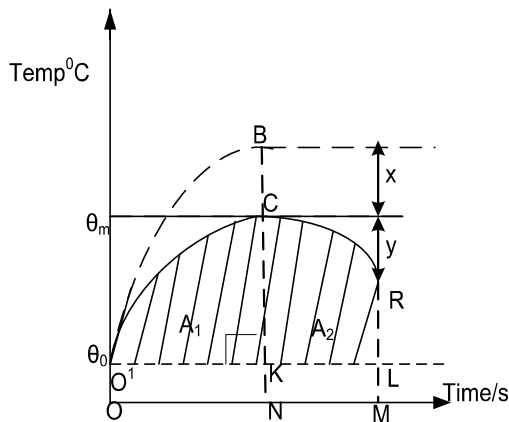
### 2.1.3: COOLING CORRECTION

Is the number of degree Celsius that should be added to the observed maximum temperature to cater for heat losses during rise or fall.

**OR**

Is the extra temperature that is added to the observed maximum temperature to compensate for the heat lose to the surrounding.

### 2.1.4: GRAPHICAL DETERMINATION OF COOLING CORRECTION OF A POOR CONDUCTOR E.G. RUBBER



- A bad conductor such as glass, rubber is heated in boiling water. It is then transferred quickly to calorimeter containing water at room temperature.

- Temperature is recorded at different time interval. The body is then allowed to cool by about 1°C below the maximum rate.
- A graph of temperature against time is plotted.
- Ordinate CN are drawn through peak C or B. Ensure OM is at least twice ON and draw another ordinate RM.
- Horizontal line O'KL is drawn through room temperature  $\theta_0$
- Areas  $A_1$  and  $A_2$  are estimated by counting squares of the graph paper.
- The cooling correction  $x$ , then determined from.
 
$$\frac{A_1}{A_2} = \frac{x}{y} \therefore x = \frac{A_1}{A_2} y$$
 and added to  $\theta_m$

### 2.1.5: NEWTON'S LAW OF COOLING

It states that under conditions of forced convection, the rate of heat loss is directly proportioned to excess temperature over the surrounding

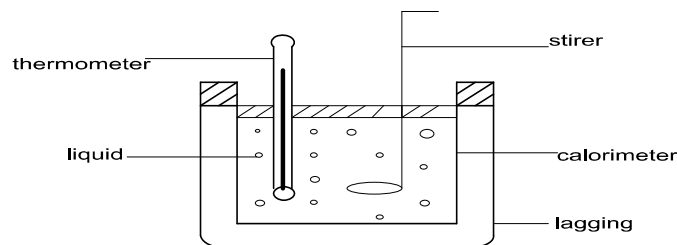
$$\frac{dQ}{dt} \propto (\theta - \theta_R),$$

$$\frac{dQ}{dt} = -k(\theta - \theta_R),$$

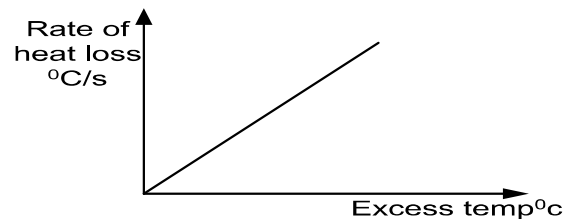
$$\text{But } \frac{dQ}{dt} = mc \frac{d\theta}{dt}$$

$$\therefore \frac{d\theta}{dt} = -k(\theta - \theta_R)$$

### EXPERIMENT TO VERIFY NEWTON'S LAW OF COOLING



- ❖ Hot liquid is poured in a calorimeter and then transferred to an open window.
- ❖ A thermometer is suspended in air and the room temperature  $\theta_R$  is recorded.
- ❖ Temperature  $\theta$  of the liquid is recorded at equal time interval for about 20 minutes.
- ❖ A cooling curve of temperature  $\theta$  against time  $t$  is plotted.
- ❖ Different rates of temperature fall i.e.  $G_1, G_2, G_3$  at different temperatures  $\theta_1, \theta_2, \theta_3$  are determined.
- ❖ For each temperature the excess temperature,  $\theta - \theta_R$  is calculated
- ❖ A graph of rate of heat loss  $[G = \frac{dQ}{dt}]$  against excess temperature is plotted and straight line is obtained which verifies Newton's law of cooling.



### 2.1.6: HEAT LOSS AND TEMPERATURE CHANGE

The rate of heat loss also depends on;

- Excess temperature ( $\theta - \theta_R$ ),
- Surface area of the body
- The nature of the temperature of the body i.e. Dull surface lose heat faster than shining

A body having a uniform surface area and uniform temperatures, heat loss per second is given by  $\frac{dQ}{dt}$ .

$$\text{Since } Q = m \Delta\theta$$

$$\frac{dQ}{dt} = -mc \frac{d\theta}{dt}$$

$$\frac{d\theta}{dt} = -\frac{dQ}{dt} / mc$$

$$\text{But } m = \rho v$$

$$\frac{d\theta}{dt} = \frac{dQ}{dt} / \rho v c$$

$$\frac{d\theta}{dt} = \frac{1}{\rho v c} \frac{dQ}{dt}$$

So the rate of cooling is inversely proportional to the volume "V" of the body. Hence a body with a small volume cools faster than one with a large volume for a given material.

**Question:** Explain why a small body cools faster than larger bodies of the same material.

Rate of heat loss  $\propto \frac{\text{surface area}}{\text{volume}}$ . This implies that heat loss  $\propto \frac{1}{\text{length}}$ . Since  $\frac{d\theta}{dt} = -\frac{dQ}{dt} / mc$  and  $\text{mass} \propto \text{volume}$ , a small body cools faster than a large body

### 2.2.0: LATENT HEAT

This is the amount of heat required for the substance to change state at constant temperature.



When melting a solid, latent heat of fusion is absorbed to break the intermolecular forces of attraction between solid molecules and increase their energy to allow molecules to move a part.

When evaporating a liquid, latent heat of vaporization is absorbed to break the intermolecular forces of attraction and increase their energy by higher amount since their molecules become widely spaced when they are in vapour state.

### LATENT HEAT OF FUSION

This is heat required to change any mass of substance from solid to a liquid at constant temperature.

### SPECIFIC LATENT HEAT OF FUSION

Is the quantity of heat required to change **1kg** mass of a solid to a liquid at **constant temperature**.

It is measured in  $\text{Jkg}^{-1}$

### LATENT HEAT OF VAPOURIZATION

Is the quantity of heat required to change any mass of substance from liquid to gas at a constant temperature.

### SPECIFIC LATENT HEAT OF VAPOURIZATION

Is the quantity of heat required to change **1kg** mass of liquid to gas at **a constant temperature**. It is measured in  $\text{Jkg}^{-1}$

### 2.2.1: WHY LATENT HEAT OF VAPOURIZATION IS HIGHER THAN LATENT HEAT OF FUSION

- ❖ In fusion, heat is required to weaken the intermolecular bonds accompanied with increase in volume hence negligible work done against atmospheric pressure.
- ❖ While in vaporization, heat is required to break intermolecular attractions and form a gas followed by a large increase in volume and more work is done against atmospheric pressure in expanding the gas.

#### Example

1. Ice has a mass of 3 kg. Calculate the heat required to melt it at  $0^{\circ}\text{C}$ . (S.L.H of fusion =  $3.36 \times 10^5 \text{Jkg}^{-1}$ ).

#### Solution

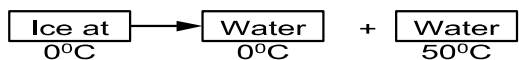
$$Q = m l$$

$$Q = 3 \times 3.36 \times 10^5$$

$$Q = 1.008 \times 10^6 \text{ J}$$

2. Find the heat required to change 2 kg of ice at  $0^{\circ}\text{C}$  into water at  $50^{\circ}\text{C}$ . (S.L.H of fusion of ice =  $3.36 \times 10^5 \text{Jkg}^{-1}$ , S.H.C of water =  $4200 \text{ J kg}^{-1} \text{ K}^{-1}$ ).

#### Solution



$$Q = m l + m C \Delta \theta$$

$$Q = 3 \times 3.36 \times 10^5 + 2 \times 4200 \times (50 - 0)$$

$$Q = 1.008 \times 10^6 + 4.2 \times 10^6$$

$$Q = 1.092 \times 10^6 \text{ J}$$

3. An ice making machine removes heat from water at a rate of  $20 \text{ J s}^{-1}$ . How long will it take to convert 0.5 kg of water at  $20^\circ\text{C}$  to ice at  $0^\circ\text{C}$ . (S.L.H of fusion of ice =  $3.36 \times 10^5 \text{ J kg}^{-1}$ , S.H.C of water =  $4200 \text{ J kg}^{-1} \text{ K}^{-1}$ ).

**Solution**



$$Q = m C \Delta \theta + m l$$

$$P \times t = m C \Delta \theta + m l$$

$$20 \times t = 0.5 \times 4200 \times (20 - 0) + 0.5 \times 3.36 \times 10^5$$

$$20 t = 42000 + 168000$$

$$t = \frac{210000}{20}$$

$$t = 1.05 \times 10^4 \text{ s}$$

4. A calorimeter with heat capacity of  $80 \text{ J}^\circ\text{C}^{-1}$  contains 50g of water at  $40^\circ\text{C}$  what mass of ice at  $0^\circ\text{C}$  needs to be added in order to reduce the temperature to  $10^\circ\text{C}$ . Assume no heat is lost to the surround (S.H.C of water =  $4200 \text{ J kg}^{-1} \text{ }^\circ\text{C}^{-1}$ , S.L.H of the of ice =  $3.4 \times 10^5 \text{ J kg}^{-1}$ ).

**Solution**

$$\left( \begin{array}{c} \text{Heat lost by} \\ \text{calorimeter} \\ \text{from} \\ 40^\circ\text{C to } 10^\circ\text{C} \end{array} \right) + \left( \begin{array}{c} \text{Heat lost by} \\ \text{water} \\ \text{from} \\ 40^\circ\text{C to } 10^\circ\text{C} \end{array} \right) = \left( \begin{array}{c} \text{Heat gained} \\ \text{by ice} \\ \text{at } 0^\circ\text{C} \end{array} \right) + \left( \begin{array}{c} \text{Heat gained} \\ \text{by melting} \\ \text{ice} \\ \text{from } 0^\circ\text{C to } 10^\circ\text{C} \end{array} \right)$$

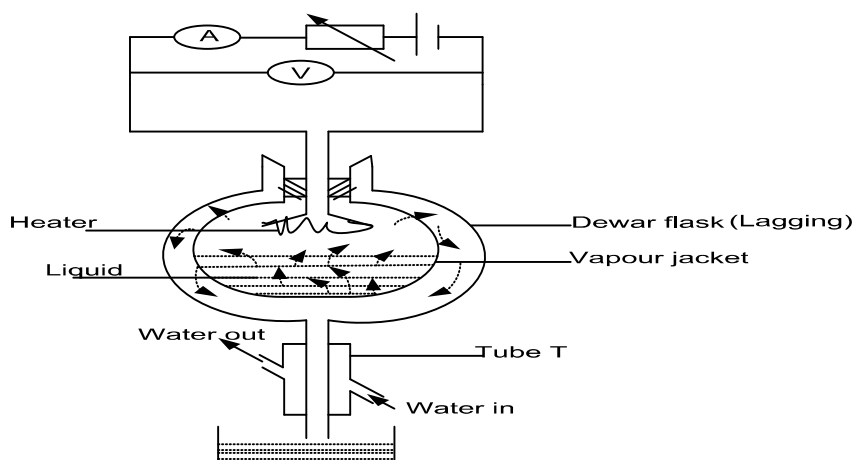
$$M_c C_c (40-10) + M_w C_w (40-10) = M_i L + C + M_i C_i x (10-0)$$

$$80 \times 30 + \frac{50}{1000} \times 4200 \times 30 = M_i (3.4 \times 10^5 + 4200 \times 10)$$

$$M_i = 0.023 \text{ kg} \quad \text{Mass of ice required} = 23 \text{ g}$$

**2.2.2: DETERMINATION OF THE S.L.H OF VAPOURIZATION ( $L_v$ ) OF LIQUID BY**

**a) ELECTRIC METHOD [DEWAR FLASK METHOD]**



- ❖ Switch k is closed and liquid is heated until it starts boiling
- ❖ A stop clock is started and mass  $m_1$  of liquid collected in a time in a time t. noted

- ❖ The Ammeter reading,  $I_1$  and Voltmeter reading  $V_1$  are recorded.
- ❖ At steady state,  $I_1 V_1 t = m_1 \times l_v + h$ ..... (1) where  $h = ht$  heat lost to surrounding
- ❖ The Rheostat is adjusted and a new Ammeter reading  $I_2$  and Voltmeter reading  $V_2$  are recorded
- ❖ New mass  $m_2$  of the liquid collected in the same time  $t$  is obtained

$$I_2 V_2 t = m_2 \times l_v + h \dots\dots\dots(2)$$

The specific latent heat of vapourization is obtained from

$$L_v = \frac{(I_2 V_2 - I_1 V_1)t}{(M_2 - M_1)}$$

**EXAMPLES**

- 1) When electrical energy is supplied at a rate of 12W to a boiling liquid  $1.0 \times 10^{-3}$  Kg of the liquid evaporates in 30 min .On reducing the electrical power to 7W,  $5.0 \times 10^{-3}$  Kg of the liquid evaporates in the same time. Calculate;
  - a) S.L.H of vapouration
  - b) Power loss to the surrounding

**Solution**

$$I_1 V_1 t = m_1 \times l_v + h$$

$$I_2 V_2 t = m_2 \times l_v + h$$

$$L_v = \frac{(I_2 V_2 - I_1 V_1)t}{(M_2 - M_1)}$$

$$L_v = \frac{(7 - 12) \times 30 \times 60}{(5 \times 10^{-3} - 1 \times 10^{-3})}$$

$$L_v = 2.25 \times 10^6 \text{ Jkg}^{-1}$$

b)

$$I_1 V_1 = \frac{m_1}{t} \times l_v + h$$

$$12 = \frac{1 \times 10^{-3}}{30 \times 60} \times 2.25 \times 10^6 + h$$

$$h = 5.75 \text{ W}$$

- 2) An experiment to determine S.L.H of vapourization of alcohol using dewar flask gave the following results.

EXPERIMENT I	EXPERIMENT II
$V_1 = 7.4 \text{ V}$	$V_2 = 10.0 \text{ V}$
$I_1 = 2.6 \text{ A}$	$I_2 = 6.6 \text{ A}$
$M_1 = 5.8 \times 10^{-3} \text{ kg}$	$M_2 = 11.3 \times 10^{-3} \text{ kg}$
$t_1 = 300 \text{ seconds}$	$t_2 = 300 \text{ seconds}$

- a) Find S.L.H of vapourization of alcohol
- b) Heat lost to surrounding per unit time.

**Solution**

$$\text{a) } I_1 V_1 t = m_1 \times l_v + h$$

$$I_2 V_2 t = m_2 \times l_v + h$$

$$L_v = \frac{(I_2 V_2 - I_1 V_1)t}{(M_2 - M_1)}$$

$$L_v = \frac{(10 \times 6.6 - 7.4 \times 2.6) \times 300}{(11.3 \times 10^{-3} - 5.8 \times 10^{-3})}$$

$$L_v = 2.55 \times 10^6 \text{ J/kg}$$

$$\text{b)- } I_1 V_1 = \frac{m_1}{t} \times l_v + h$$

$$7.4 \times 2.6 = \frac{5.8 \times 10^{-3}}{300} \times 2.55 \times 10^6 + h$$

$$h = 30 \text{ W}$$

3) When electrical power is supplied at rate of 12W, mass of liquid of  $8.6 \times 10^{-3}$  kg evaporates in 30 minutes. On reducing the power to 7W,  $5 \times 10^{-3}$  kg of the liquid evaporation in same time. Calculate;

(i) S.L.H of evaporation of liquid. **An  $2.25 \times 10^6 \text{ Jkg}^{-1}$**

(ii) Power lost to the surrounding. **An  $1 \text{ J s}^{-1}$**

4) In an experiment to determine S.L.H.V of a liquid using Dewar flask in the following results were obtained.

Voltage V(V)	Current I(A)	Mass collected in 300s/g
7.4	2.6	5.8
10.0	3.6	11.3

Calculate the power of the heater to evaporate 3.0g of water in 2 minutes.

**Solution**

$$IVt = MLv$$

$$P = \frac{MLv}{t}$$

But  $I_1 V_1 = M_1 L v + h \dots\dots\dots [1]$

Also  $I_2 V_2 = M_2 L v + h \dots\dots\dots [2]$

Equation 2 – equation 1

$$L v = \frac{I_2 V_2 - I_1 V_1}{M_2 - M_1}$$

$$L v = \frac{10 \times 3.6 - 7.4 \times 2.6}{\left(\frac{300}{10^{-3}}\right) - \left(\frac{300}{10^{-3}}\right)}$$

$$L v = 9.14 \times 10^5 \text{ Jkg}^{-1}$$

Put into equation (2)

$$I_2 V_2 = M_2 L v + h \dots\dots\dots [2]$$

$$10 \times 3.6 = \frac{11.3}{\frac{300}{100}} \times 9.14 \times 10^5 + h$$

$$h = 1.57 \text{ w}$$

$$I_3 V_3 = M_3 L v + h$$

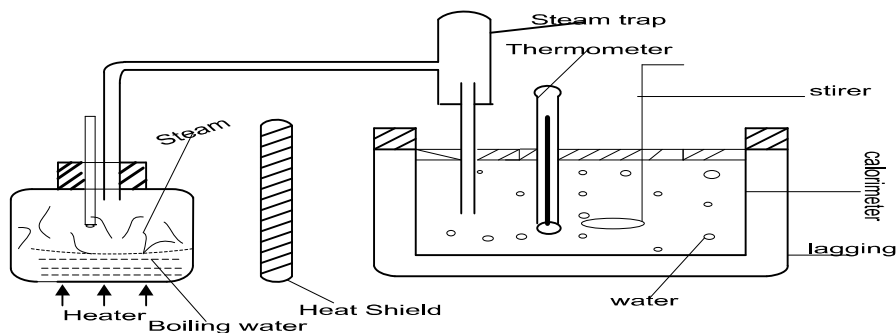
$$P_3 = \left(\frac{3 \times 10^{-3}}{2 \times 60} \times 9.14 \times 10^5\right) + 1.57$$

$$P_3 = 24.42 \text{ W}$$

**MERITS OF DEWAR FLASK**

- Heat capacity of apparatus is not required
- Heat loss to the surrounding is taken care of by repeating apparatus

**b) DETERMINATION OF S.L.H.V BY METHOD OF MIXTURE**



- ❖ Water of known mass,  $m_w$  and specific heat capacity,  $C_w$  is put into a calorimeter of known mass,  $m_c$  and known specific heat capacity,  $C_c$
- ❖ The initial temperature,  $\theta_1$  of water and calorimeter is noted

- ❖ Water in the flask is heated to its boiling point and temperature,  $\theta_3$  of steam at this point is measure and noted.
- ❖ Steam passes into calorimeter with water which is continuously stirred until there is a measurable change in temperature
- ❖ The steady temperature,  $\theta_2$  of the mixture in the calorimeter is recorded.
- ❖ The mass  $m_s$  of condensed steam is found by weighing

$$\left( \begin{array}{l} \text{Heat given by} \\ \text{steam condensing} \end{array} \right) + \left( \begin{array}{l} \text{heat given by} \\ \text{condensed water} \\ \text{from } \theta_3 \text{ to } \theta_2 \end{array} \right) = \left( \begin{array}{l} \text{heat taken} \\ \text{by calorimeter} \end{array} \right) + \left( \begin{array}{l} \text{heat taken} \\ \text{by water} \end{array} \right)$$

$$M_s L_v + M_{cw} C_w (\theta_3 - \theta_2) = M_c C_c [\theta_2 - \theta_1] + M_w C_w [\theta_2 - \theta_1]$$

$M_s$  = Mass of steam

$M_{cw}$  = mass of condensed water

$M_c$  = mass of calorimeter

$M_w$  = mass of water in calorimeter

### EXAMPLE

- 1) An electric kettle with a 2.0kW heating element has a heat capacity of 400J/K. 1.0kg of water at 20°C is placed in the kettle. The kettle is switched on and it is found that 13 minutes later the mass of water in it is 0.5kg. Ignoring heat losses calculate a value for the specific latent heat of vaporization of water. ( specific heat capacity of water is 4200 J/kg<sup>-1</sup>K)

#### Solution

$$Pt = M_f C_f (\theta_2 - \theta_1) + M_w C_w (\theta_2 - \theta_1) + M_s L$$

$$2 \times 1000 \times 13 \times 60 = 400 (100 - 20) + 1 \times 4200 [100 - 20] + (1 - 0.5) L$$

$$l = 2.38 \times 10^6 \text{ J/kg}^{-1}$$

- 2) An electrical heater rated 500W is immersed in liquid of mass 2.0kg contained in large thermal flask of heat capacity 840J/kg<sup>-1</sup> at 28°C. Electrical power is supplied to heater for 10minutes. If S.H.C of liquid is 2.5x10<sup>3</sup> J/kg<sup>-1</sup>K<sup>-1</sup>. Its **S.L.H.V** is 8.54x10<sup>3</sup> J/kg<sup>-1</sup>k and its boiling point is 78°C. Estimate the amount of liquid which boils off.

#### Solution

Heat supplied by heater = heat gained by flask + heat gained by liquid + heat used for evaporating the liquid.

$$Ivt = M_f C_f (\theta_2 - \theta_1) + M_l C_l (\theta_2 - \theta_1) + M_s L_v$$

$$500 \times 10 \times 60 = 840 (78 - 28) + 2 \times 2.5 \times 10^3 [78 - 28] + M_s (8.54 \times 10^3)$$

$$M_s = 0.936 \text{ kg}$$

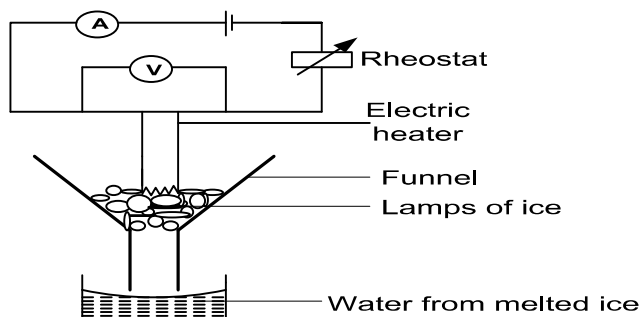
- 3) Ice at 0°C is added to 200g of water initially at 70°C in a vacuum flask. When 50g of ice is added and has all melted, the temperature of the flask and content is 40°C. When further 80g of ice has been added and has been melted, the temperature of the whole becomes 10°C. Calculate the S.L.H of fusion of the neglecting any heat loss of surrounding. **Ans: 3.78x10<sup>5</sup> J/kg<sup>-1</sup>**
- 4) A calorimeter of mass 20g and specific heat capacity 800 J kg<sup>-1</sup>K<sup>-1</sup> contains 500 g of water at 30 °C. Dry steam at 100°C is passed through the water in the calorimeter until the temperature of water rises to 70°C. If the specific latent heat of vaporization of water is 2260000 J kg<sup>-1</sup>, calculate the mass of steam condensed
- 5) A calorimeter of mass 35.0 g and specific heat capacity 840 J kg<sup>-1</sup>K<sup>-1</sup> contains 143.0 g of water at 7 °C. Dry steam at 100°C is bubbled through the water in the calorimeter until the temperature of water rises to 29°C. If the mass of steam condensed is 5.6 g, find the specific latent heat of vaporization of water

- 6) A copper container of heat capacity  $60 \text{ J kg}^{-1}$  contains  $0.5 \text{ kg}$  of water at  $20^\circ\text{C}$ . Dry steam is passed into the water in the calorimeter until the temperature of water rises to  $50^\circ\text{C}$ . Calculate the mass of steam condensed

**Explain why specific latent heat of vaporization of water is higher at  $20^\circ\text{C}$  than at  $100^\circ\text{C}$**

- ❖ At  $20^\circ\text{C}$  the molecules of the liquid are closer together than at  $100^\circ\text{C}$ . The intermolecular forces of attraction are stronger at  $20^\circ\text{C}$  than at  $100^\circ\text{C}$ .
- ❖ More energy is required to break the bonds at  $20^\circ\text{C}$  than the heat needed at  $100^\circ\text{C}$

**c) DETERMINATION OF S.L.H.F OF ICE BY ELECTRICAL METHOD**



- ❖ The rheostat is adjusted until suitable values of  $I$  and  $V$  are obtained
- ❖ The heat supplied by the heater is used to melt the ice and water, and water from melted ice is collected and weighed per unit time.

$$\left( \text{Heat supplied by heater per second} \right) + \left( \text{heat absorbed from surrounding per second} \right) = \text{latent heat absorbed by ice}$$

$$IV + h = ML_F \dots\dots\dots (1)$$

- ❖ The experiment is repeated with values of  $I_1V_1$  and  $M_1$  is also determined by

$$I_1V_1 + h = M_1L_F \dots\dots\dots (2)$$

Equation (1) – equation (2)

$$L_f = \frac{IV - I_1V_1}{M - M_1}$$

**Exercise 5**

- 1) Calculate the heat required to melt  $200\text{g}$  of ice at  $0^\circ\text{C}$ . (S.L.H of ice=  $3.4 \times 10^5 \text{ Jkg}^{-1}$ )  
**An  $6.8 \times 10^4 \text{ J}$**
- 2) Calculate the heat required to turn  $500\text{g}$  of ice at  $0^\circ\text{C}$  into water at  $100^\circ\text{C}$ . (S.L.H of ice=  $3.4 \times 10^5 \text{ Jkg}^{-1}$  S.H.C of water =  $4200 \text{ Jkg}^{-1}$ ) **An  $[3.8 \times 10^5 \text{ J}]$**
- 3) Calculate the heat given out when  $600\text{g}$  of steam at  $100^\circ\text{C}$  condenses to water at  $20^\circ\text{C}$  [S.L.H of steam =  $2.26 \times 10^6 \text{ Jkg}^{-1}$ , S.H.C of water =  $4200 \text{ Jkg}^{-1}$ ]. **An  $[1.56 \times 10^6 \text{ J}]$**
- 4)  $1\text{kg}$  of vegetables, having a specific heat capacity  $2200 \text{ Jkg}^{-1}$  at a temperature  $373\text{K}$  are plugged into a mixture of ice and water at  $273\text{K}$ . How much is melted.  
[S.L.H of fusion of the =  $3.3 \times 10^5 \text{ Jkg}^{-1}$ ] **An  $[0.67\text{kg}]$**
- 5)  $3\text{kg}$  of molten lead (melting point  $600\text{K}$ ) is allowed to cool down until it has solidified. It is found that the temperature of the lead falls from  $605\text{K}$  to  $600\text{K}$  in  $10\text{s}$ , remains constant at

600K for 300s, and then fall to 595K in a further 8. 4s. Assuming that the rate of loss of energy remains constant and that the specific heat capacity of solid lead is  $140\text{Jkg}^{-1}\text{K}^{-1}$ . Calculate.

- Rate of loss of energy from the lead.
- The specific latent heat of fusion of lead.
- The specific heat capacity of liquid lead

**An [250W,  $2.5 \times 10^4\text{Jkg}^{-1}$ ,  $167\text{Jkg}^{-1}\text{K}^{-1}$ ]**

- 0.02kg of ice and 0.10kg water at  $0^\circ\text{C}$  are in a container. Steam at  $100^\circ\text{C}$  is passed in until all the ice is just melted. How much water is now in the container?  
S.L.H of steam =  $2.3 \times 10^6\text{Jkg}^{-1}$ , S.L.H of ice =  $3.4 \times 10^5\text{Jkg}^{-1}$ ,  
S.H.C of water =  $4.2 \times 10^3\text{Jkg}^{-1}\text{K}^{-1}$  **An [0.1225kg]**
- When a piece of ice of mass  $6 \times 10^{-4}\text{kg}$  at a temperature of 272K is dropped into liquid nitrogen boiling at 77K in a vacuum flask  $8 \times 10^{-4}\text{m}^3$  of nitrogen, measured at 294K and 0.75m mercury pressure are produced. Calculate the mean specific heat capacity of ice between 272K and 77K. Assume that the S.L.H of vaporization of nitrogen is  $2.13 \times 10^5\text{Jkg}^{-1}$  and that the density of nitrogen at S.T.P is  $1.25\text{kgm}^{-3}$ . **An  $1.67 \times 10^3\text{Jkg}^{-1}\text{K}^{-1}$**
- Wet clothing at a temperature of  $0^\circ\text{C}$  is hung out to dry when the air temperature is  $0^\circ\text{C}$  and there is a dry wind blowing. After some time, it is found that some of the water has evaporated and the remainder has frozen. What is the source of the energy required to evaporate the water. Estimate the proportion of the water originally in the clothing which remains as ice, state any assumptions you make.  
(S.L.H of fusion of ice at 273K =  $333\text{kJkg}^{-1}$   
S.L.H of vaporization of water at 273K =  $2500\text{kJkg}^{-1}$ ) **An [88%]**
- In a factory heating system water enters the radiators at  $60^\circ\text{C}$  and leaves at  $38^\circ\text{C}$ . The system is replaced by one in which steam at  $100^\circ\text{C}$  is condensed in the radiators, the condensed steam leaving at  $82^\circ\text{C}$ . What mass of steam will supply the same heat as 1.00kg of hot water in the first instance.  
(The S.L.H of vapourisation of water is  $2.26 \times 10^6\text{Jkg}^{-1}$  at  $100^\circ\text{C}$ . The S.H.C of water is  $4.2 \times 10^3\text{Jkg}^{-1}\text{C}^{-1}$ ) **An [0.0396kg]**
- A beaker containing ether at a temperature of  $13^\circ\text{C}$  is placed in a large vessel in which the pressure can be reduced so that the ether boils, this results in cooling of the remaining ether. What proportion of the ether has evaporated when the temperature of the remainder has been reduced to  $0^\circ\text{C}$  (assume no interchange of heat between the ether and its surrounding)  
(Mean S.H.C of ether over the temperature range  $0-13^\circ\text{C}$  =  $2.4 \times 10^3\text{Jkg}^{-1}\text{C}^{-1}$ )  
(Mean S.L.H of vapourisation of ether in the temperature range  $0-13^\circ\text{C}$  =  $3.9 \times 10^5\text{Jkg}^{-1}\text{C}^{-1}$ ) **An [7.4%]**
- In an express coffee machines, steam at  $100^\circ\text{C}$  is passed into milk to heat it. Calculate
  - The energy required to heat 150g of milk from room temperature ( $20^\circ\text{C}$ ) to  $80^\circ\text{C}$ .
  - The mass of steam condensed. **An [ $3.6 \times 10^6$ ], 15.8g]**

#### UNEB 2015 Q5

- Describe with the aid a diagram an experiment to determine specific latent heat of vaporization of steam using the method of mixtures (07marks)
- A 600W electric heater is used to raise the temperature of a certain mass of water in a thermos flask from room temperature to  $80^\circ\text{C}$ . The same temperature rise is obtained when steam from a boiler is passed into an equal mass of water at room temperature in the same 4 time. If 16g of water

were being evaporated every minute in the boiler, find the specific latent heat of vaporisation of steam, assumption no heat losses. **An( 2.26X10<sup>6</sup> Jkg<sup>-1</sup> )** (04marks)

**UNEB 2014 Q7**

- (a) Define specific latent heat of vaporisation (01mark)
- (b) With the aid of a labelled diagram, describe an experiment to measure the specific latent of vaporisation of a liquid using an electrical method (07mark)
- (c) Explain the effect of pressure on boiling point of a liquid (02mark)
- (d) A liquid of specific heat capacity  $2.8 \times 10^3 \text{ Jkg}^{-1} \text{ K}^{-1}$  and specific latent heat of vaporisation  $9.00 \times 10^5 \text{ Jkg}^{-1}$  is contained in a flask of heat capacity  $800 \text{ JK}^{-1}$  at a temperature of  $32^\circ\text{C}$ . An electric heater rated 1 kW is immersed in 2.5kg of the liquid and switched on for 12 minutes, calculate the amount of liquid that boils off, given that boiling point of the liquid is  $80^\circ\text{C}$

**An(3.84x10<sup>-3</sup>kg)** (06mark)

**UNEB 2013 Q5**

- (a) Define
  - (i) Specific heat capacity (01mark)
  - (ii) Specific latent heat of vaporization of a liquid (01mark)
- (b) With the aid of a labelled diagram, describe an electrical method of determining the specific heat capacity of a solid (07marks)
- (c) An electrical heater rated 48W, 12V, is placed in a well insulated metal of mass 1.0kg at a temperature of  $18^\circ\text{C}$ . When the power is switched on for 5minutes, the temperature of the metal rises to  $34^\circ\text{C}$ . Find the specific heat of the metal. **An (900 Jkg<sup>-1</sup>K<sup>-1</sup>,)**

(04marks)

- (d) (i) State **Newton's law of cooling** (01marks)
- (ii) Use Newton's law of cooling to show that

$$\frac{d\theta}{dt} = -k(\theta - \theta_R)$$

Where  $\frac{d\theta}{dt}$  is the rate of fall of temperature and  $\theta_R$  is the temperature of the surrounding

(03marks)

- (e) Explain why evaporation causes cooling (03marks)

**UNEB 2012 Q5**

- (a) (i) Define the terms specific heat capacity and specific latent heat of fusion (2mk)
- (ii) Explain the changes that take place in the molecular structure of substances during fusion and vaporization. (04marks)
- c) With the aid of a labelled diagram describe an experiment to determine the S.H.C of a liquid using the continuous flow method (08marks)
- d) Steam at  $100^\circ\text{C}$  is passed into a copper calorimeter of mass 150g containing 340g of water at  $15^\circ\text{C}$ . This is done until the temperature of the calorimeter and its content is  $71^\circ\text{C}$ . If the mass of the calorimeter and its contents is found to be 525g. Calculate the specific latent heat of vaporization of water. (06marks)

**Solution**

Mass of calorimeter  $M_c = 150\text{g}$

Mass of water  $M_w = 340\text{g}$

Mass of steam  $M_s = 525 - (150+340) = 35\text{g}$

$$\left( \begin{array}{l} \text{Heat supplied} \\ \text{by steam} \\ \text{at } 100^{\circ}\text{C} \end{array} \right) + \left( \begin{array}{l} \text{Condensing steam} \\ \text{from} \\ 100^{\circ}\text{C to } 71^{\circ}\text{C} \end{array} \right) = \left( \begin{array}{l} \text{heat gained by} \\ \text{calorimeter} \\ \text{from} \\ 15^{\circ}\text{C to } 71^{\circ}\text{C} \end{array} \right) + \left( \begin{array}{l} \text{heat gained by} \\ \text{water from} \\ 15^{\circ}\text{C to } 71^{\circ}\text{C} \end{array} \right)$$

$$M_s L_v + M_s C_s (100-71) = M_c C_c (71-15) + M_w C_w (71-15)$$

$$\frac{35}{1000} L_v + \frac{35}{1000} \times 4200 \times 29 = \frac{150}{1000} \times 400 \times 56 + \frac{340}{1000} \times 4200 \times 56$$

$$L_v = 2.26 \times 10^6 \text{ J kg}^{-1}$$

### UNEB 2011 QN. 6

- a) Define S.H.C of a substance and states its units (02marks)
- b) (i) Describe how S.H.C of a liquid can be obtained by the continuous flow method (07marks)
- (ii) State one disadvantage of this method (01mark)
- c) An electric kettle rated 1000W, 240V is used on 220V mains to boil 0.52kg of water. If the heat capacity of the kettle is 400Jkg<sup>-1</sup> and the initial temperature of the water is 20°C how long will the water take to boil. **An[246s]** (04marks)

### UNEB 2009 QN 5

- (b) (i) Define specific heat capacity of a substance (01mark)
- (ii) Hot water at 85°C and cold water at 10°C are run into a bath at a rate of 3.0x10<sup>-2</sup>m<sup>3</sup>min<sup>-1</sup> and V respectively. At the point of filling the bath the temperature of the mixture of water was 40°C. Calculate the time taken to fill the bath if its capacity is 1.5m<sup>3</sup> (05marks)
- (c) The specific latent heat of fusion of a substance is significantly different from its specific latent heat of vaporization at the same pressure. Explain how the difference arises (04marks)
- (d) Explain in terms of S.H.C why water is used in a car radiator than any other liquid. (02marks)

#### Solution

Let  $M_h$  = be mass of hot water

$M_c$  = be mass of cold water

Heat supplied by hot water = heat gained by cold water

From 85°C to 40°C from 10°C to 40°C

$$M_h C (85-40) = M_c (40-10)$$

$$M_h = \frac{30}{45} M_c \dots\dots\dots (1)$$

Let t be the time taken to fill

But  $M_h = \rho \times \text{volume}$

$$M_h = \rho x (3 \times 10^{-2}) t \dots\dots\dots (2)$$

$$\text{Also } M_c = \rho x V t \dots\dots\dots (3)$$

Put equation (2) and equation (3) to equation (1)

$$\rho x (3 \times 10^{-2}) t = \frac{30}{45} \rho v t$$

$$V = 4.5 \times 10^{-2} \text{ m}^3 \text{ min}^{-1}$$

If the total volume = 1.5m<sup>3</sup>

If the volume of cold and hot water at filling temperature are  $V_1$  and  $V_2$  respectively.

$$V_1 + V_2 = 1.5 \text{ m}^3$$

$$3 \times 10^{-2} t + 4.5 \times 10^{-2} t = 1.5$$

$$t = 20 \text{ minutes}$$

c) Water has a very high S.H.C which means that a small volume of water can absorb a lot of heat without causing significant increases in the temperature. However other liquids have low S.H.C so a large amount of these liquids will be needed to absorb the heat that causes the same temperature increases as in water consequently this would require a larger radiator which is un economical.

**UNEB 2008 Q 5**

- (a) Define the following terms
  - (i) S.H.C of vaporization of a liquid (01mark)
  - (ii) Coefficient of thermal conductivity (01mark)
- (b) With the aid of a well labelled diagram describe an experiment to measure the S.L.H of vaporization of water by an electrical method (07marks)
- (c) An appliance rated 240V, 200W evaporates 20g of water in the 5minutes. Find the heat loss if S.L.H of vaporization is  $2.26 \times 10^6 \text{Jkg}^{-1}$  (03marks) **An[14800J]**
- (d) Explain why at a given external pressure a liquid boils at a constant temperature (4marks)
- (e) With the aid of a suitable sketch graph explain the temperature distribution a long a lagged and un lagged metal rods, heated at one end (04marks)

**UNEB 2007 Q 6**

- (a) (i) Define latent heat (01mark)
- (ii) Explain the significance of latent heat in regulation of body temperature (3marks)
- (b) (i) Using kinetic theory, explain boiling of a liquid. (03marks)
- (ii) Describe how you would determine the S.L.H of vaporization of water using the method of mixtures. (05marks)
- (iii) Explain why latent heat of vaporization is always greater than that of fusions. (02marks)

**Solution**

ii) During a hot day, the body releases sweat on the body's surface, the sweat evaporates by drawing the latent heat of evaporation from the body there by making the body cool.

**UNEB 2006 Q 6**

- (a) (i) Define S.H.C of a substance (01mark)
- (ii) State three advantages of the continuous flow method over the method of mixtures in the determination of S.H.C of a liquid (03marks)
- (b) In a continuous flow experiment, a steady difference of temperature of  $1.5^\circ\text{C}$  is maintained when the rate of liquid flow is  $45\text{gs}^{-1}$  and the rate of electrical heating is 60.5W. On reducing the liquid flow rate to  $15\text{gs}^{-1}$ , 36.5W is required to maintain. Calculate the;
  - (i) S.H.C of the liquid (04marks)
  - (ii) Rate of heat loss to the surrounding (3marks) **An [ 533.3Jkg<sup>-1</sup>k<sup>-1</sup>, 24.5W]**
- (c) (i) Describe an electrical method for the determination of the S.H.C of a metal (06marks)
- (ii) State the assumptions made in the above experiment (02marks)
- (iii) Comment about the accuracy of the result of the experiment in C (i) above (01mark)

**Solution**

C (i) assumption

- ❖ There is no heat loss to the surrounding
- ❖ The quantity of heat gained by the thermometer and the heater is negligible

- ❖ The volume of the metal is constant hence no work is done against the atmospheric pressure.
- ii) Due to heat loss to the surrounding, it implies that more heat was supplied than as required to causes the observed temperature change. Hence the value of C is greater than the actual value.

#### UNEB 2005 QN 5

- (c) The continuous flow method is used in the determination of the S.H.C of the liquid.
- (i) What are the principle advantages of this method compared to the method of mixture (03marks)
- (ii) In such a method, 50g of water is collected in 1minute, the voltmeter and ammeter readings are 12.0V and 2.50A respectively. While the inflow and outflow temperatures are 20°C and 28°C respectively. When the flow rate is reduced to 25gmin<sup>-1</sup>, the voltmeter and ammeter read 8.8V and 1.85A respectively while the temperatures remain constant. Calculate the S.H.C of water (5marks) **An[4.116x10<sup>3</sup>Jkg<sup>-1</sup>k<sup>-1</sup>]**

#### UNEB 2002 QN 7

- (a) (i) Define S.H.C of a substance (01mark)
- (ii) State how heat losses are minimized in Calorimetry
- (b) (i) What is meant by a cooling correction (02marks)
- (ii) Explain how the cooling correction may be estimated in the determination of the heat capacity of a poor conductor of heat by the method of mixtures. (05mks )
- (iii) Explain why a small body cools faster than a larger one of the same material. (04marks)
- (c) Describe how you would determine the S.H.C of a liquid by the continuous flow method. (07marks)

#### UNEB 2001 QN 7

- (a) Explain why temperature remains constant during change of phase (04marks)
- (b) Describe with the aid of a labelled diagram, an electrical method for determination of S.L.H of vaporization of a liquid. (07marks)
- (c) Water vapour and liquid water are confirmed in a air tight vessel. The temperature of the water is raised until all the water has evaporated, draw a sketch graph to show how the pressure of the water vapour changes with temperature and account for its main features (06 marks)

#### Solution

- a)
- ❖ During change of state from solid to liquid, the heat energy supplied is used in breaking the strong intermolecular forces in the crystalline structure. So the molecules can move further apart so their potential energy increases but the kinetic energy of the molecules remain constant consequently the temperature remaining constant.
  - ❖ During the change from liquid to vapour state the heat supplied is used in separating the molecules further apart i.e. it increases the potential of the molecules. Also some of the energy is used in doing work during expansion against atmospheric pressure, since kinetic energy of the liquid molecules is not altered then no temperature change occurs.

#### UNEB 1999 Q7

- (a) Define S.H.C (01 mark)

- (b) Describe an electrical method of measuring S.H.C of a metal. (06 marks)
- (c) In a continuous flow calorimeter for measurement of S.H.C of a liquid,  $3.6 \times 10^{-3} \text{m}^3$  of a liquid flows through the apparatus in 10 minutes. When electrical energy is supplied to the heating coil at the rate of  $44 \text{W}$ , a steady difference of  $4 \text{K}$  is obtained between the temperature of the out-flowing and inflowing liquid. When the flow rate is increased to  $4.8 \times 10^{-3} \text{m}^3$  of liquid in 10 minutes, the electrical power required to maintain the temperature difference is  $58 \text{W}$ . Find the
- (i) S.H.C of the liquid (06 marks)
- (ii) Rate of loss of heat to the surrounding (02 marks)
- [Density of liquid =  $800 \text{kgm}^{-3}$ ]