


COUNTY GOVERNMENT OF HOMA BAY



OSR COMPARATIVE PERFORMANCE ANALYSIS FY2023/24 & FY 2024/25



HOMA BAY COUNTY REVENUE BOARD

OSR COMPARATIVE PERFORMANCE ANALYSIS FY 2023/24 AND FY 2024/25

Revenue Streams/ Income Sources	ACTUAL REVENUES FY 2023/24	ACTUAL REVENUES FY 2024/25	% OSR INCREASE/ DECREASE
Land Rates	8,347,826.00	8,854,170.00	6%
Land Transfers/Sales/Change of Use	1,456,500.00	3,251,187.00	123%
Lease Charges/Consent/Transfers	2,305,925.00	2,875,187.00	25%
Land/Ground rents	2,246,590.00	1,187,800.00	-47%
Single Business Permit	99,333,166.00	101,876,640.00	3%
Market Dues	40,648,114.00	40,054,776.00	-1%
Approval plans/Certificates	7,279,879.00	5,808,203.00	-20%
Housing Fees (Rents)	1,122,700.00	840,400.00	-25%
Fish Cess	9,122,382.00	5,268,087.00	-42%
Other Cess Income	12,146,048.20	25,537,614.00	110%
Taxi /Motorbike Fees	7,121,839.00	6,941,212.00	-3%
Site Value Rates	35,200.00	-	0%
House/Kiosk Rents	10,532,780.00	9,202,720.00	-13%
Slaughter House Fees	1,709,745.00	1,692,470.00	-1%
Stock Auction Fees (Cattle/Goat/sheep)	6,328,220.00	5,970,810.00	-6%
Stock Movement Fees	61,485.00	62,946.00	2%
Veterinary Charges	1,333,117.00	1,318,831.00	-1%
Advertising /Bill Board	10,543,053.00	22,578,503.00	114%
Landing Fees	111,050.00	22,000.00	-80%
Bus Park Fees	46,784,631.00	47,707,690.00	2%
Liquor Liscencing	11,146,336.00	6,246,309.00	-44%
Search and clearance certificates	131,000.00	271,300.00	107%
Noise Pollution Fees	413,320.00	477,600.00	16%
Fire Inspection Fees	801,811.00	653,600.00	-18%
Tractor Hire Services	971,810.00	403,530.00	-58%
Hire of Machineries & Equipment	237,000.00	805,250.00	240%
Conservancy Fees/Wildlife Grants	87,480.00	3,330.00	-96%
Water Charges	592,684.00	577,117.00	-3%
Fines & Penalties	2,324,577.00	3,827,385.00	65%
Survey/Sub Division Fees	521,000.00	49,500.00	-90%
Weight and Measures Fees	593,020.00	492,360.00	-17%
Bricks/Sand/Murrum/Stones	56,105,447.00	68,628,581.00	22%

COUNTY EXECUTIVE COMMITTEE
 MEMBER
 FINANCE AND ECONOMIC PLANNING

 30/09/2025
 HOMA-BAY COUNTY GOVERNMENT
 P.O BOX 469-40300, HOMA-BAY

Hire of stadium, open spaces & Park	1,723,716.00	852,400.00	-51%
Miscellaneous Incomes	15,043,727.45	16,334,530.55	9%
Sub-Total	359,263,178.65	390,674,038.55	9%
Health Sector Charges(A-I-A)	841,232,651.00	1,099,705,825.00	31%
Total Revenue Collected	1,200,495,829.65	1,490,379,863.55	24%

HOMA BAY COUNTY HEALTH FACILITIES EXPENDITURE PERFORMANCE IN FY 2024/25

Name of the Health Facility	Approved Budget for the Facility (Kshs)	Cumulative Receipts from the Facility (Kshs)	Actual Expenditure of the Facility (Kshs)	Absorption rate (%)
Homa Bay County Referral Hospital	252,000,000	279,204,193	239,686,326	95
Rachounyo County Hospital	62,400,000	96,018,675	97,480,715	156
Rachounyo North S/County	36,000,000	26,557,711	29,095,736	81
Ndhiwa Sub-County Hospital	36,000,000	49,392,093	40,531,414	113
Mbita Sub-County Hospital	36,000,000	32,747,379	32,547,730	90
Kabondo Sub-County Hospital	36,000,000	24,319,215	20,916,211	58
Rangwe Sub-County Hospital	36,000,000	51,202,093	40,764,299	113
Suba South S/County Hospital	36,000,000	25,599,688	29,050,836	81
Magunga L4 Hospital	36,000,000	31,647,013	31,522,484	88
Kisegi L4 Hospital	24,000,000	41,574,017	45,450,364	189
Pila L4 Hospital	24,000,000	82,170,559	71,833,886	200
Tom Mboya L4 Hospital	36,000,000	27,244,137	21,131,330	59
Ogongo L4 Hospital	24,000,000	32,603,571	37,253,183	155
Makongeni L4 Hospital	36,000,000	24,656,859	18,649,253	52
Marindi L4 Hospital	24,000,000	34,928,475	34,728,756	145
Nyang'ela L4 Hospital	24,000,000	26,301,467	22,639,273	94
Othoro L4 Hospital	24,000,000	6,933,419	4,745,929	20
Miriu L4 Hospital	24,000,000	17,614,493	11,565,684	32
Ober L4 Hospital	24,000,000	15,575,584	10,629,159	44
Ndiru L4 Hospital	24,000,000	25,069,822	22,265,820	93
Kandlege L4 Hospital	24,000,000	74,593,485	15,731,594	51
Nyandiwa L4 Hospital	24,000,000	51,001,266	47,565,897	137
Malela L4 Hospital	24,000,000	12,129,330	7,278,020	30
Sena L4 Hospital	24,000,000	10,621,380	6,274,886	12
Public Health Revenues	12,000,000	2,965,168	2,965,168	25
Other Health Centres	18,668,740	7,887,526	7,887,526	42
Total	981,068,740	1,099,705,825	950,191,479	97

COUNTY EXECUTIVE COMMITTEE
MEMBER
FINANCE AND ECONOMIC PLANNING
30 JUN 2025
HOMA-BAY COUNTY GOVERNMENT
P.O. BOX 469-40300, HOMA-BA

OSR MONTHLY SYSTEM COLLECTIONS PERFORMANCE ANALYSIS FY 2024/25

MONTH	TOTAL COLLECTION	SYSTEM COLLECTION	PERFORMANCE %
JULY	20,480,892	16,445,980	80%
AUGUST	23,050,329	17,772,398	77%
SEPTEMBER	23,175,543	18,249,288	79%
OCTOBER	25,311,619	18,108,517	72%
NOVEMBER	25,659,925	18,147,680	71%
DECEMBER	24,218,407	17,683,107	73%
JANUARY	29,145,093	23,398,892	80%
FEBRUARY	39,980,321	31,029,519	78%
MARCH	74,741,301	65,214,674	87%
APRIL	41,091,248	31,341,059	76%
MAY	35,472,501	26,111,138	74%
JUNE	28,346,859	33,669,688	119%
TOTAL	390,674,038	317,171,940	81%

COUNTY EXECUTIVE COMMITTEE
MEMBER
FINANCE AND ECONOMIC PLANNING
[Signature]
2025
HOMA-BAY COUNTY GOVERNMENT
P.O. BOX 469-40300, HOMA-BA

COUNTY REVENUE SYSTEM - REVENUE STREAM SUMMARY REPORT					
HOMA BAY COUNTY GOVERNMENT					
Date Range:	01/07/2024 to 30/06/2025				
SUMMARY TOTALS					
Total Revenue:	Ksh 317		171	938	
Total Transactions:		1	176	577	
Total Agents:		2896			
Revenue Streams:		34			
#	Revenue Stream	Income Type Prefix	Total Transactions	Total Agents	Amount Collected
1	SINGLE BUSINESS PERMIT	SBP	8995	101	81,533,200
2	CESS	CESS	70107	365	68,017,890
3	MARKETS	MKT	440136	607	49,926,752
4	Matatu Bus park fees	BUSPARK	397119	428	31,751,010
5	PARKING	PKN	181714	551	22,357,450
6	Advertising /Bill Board	ADVT	223	20	17,966,990
7	Uninvoiced Payments	N/A	21665	56	14,383,899
8	Fines & Penalties	FINE	2706	212	11,844,087
9	Fish Cess	FISHCESS	30431	153	4,716,742
10	LIQUOR	LIQUOR	232	13	3,834,311
11	Other Cess Income	OTHERCESS	1393	57	2,546,549
12	Approval plans/Transfers/Certificates	PLANS	79	10	1,585,004
13	Slaughter House Fees	SLAUGHTER	2406	15	1,361,300
14	Stock Auction Fees	STOCKRING	12464	100	1,326,780
15	Veterinary Charges	VET	5837	45	1,094,584
16	Fire Inspection Fees	FIREINSPECTION	358	12	679,000
17	Hire of Stadium/Park/Open Spaces	HIRESTADIUM	38	6	477,700
18	Plot Rent	PLTRENT	132	12	402,787
19	Land/Ground Rents	LANDRATE	56	6	284,073
20	LAND RATES	LANDRATE	56	6	284,073
21	Food hygiene license	PUBLIC-HEALTH	67	15	242,012
22	Public Health	PUBLIC-HEALTH	67	15	242,012
23	Land Transfers/Sales/Change of Use	LNDTRANS	2	2	140,000
24	Medical certificate exam	PUBLIC-HEALTH-MEDICAL	74	14	70,008
25	Stock Movement Fees	LIVEMVT	210	71	47,725
26	CLAMPING	CLMP	8	2	44,000
27	Lease Charges/Consent/Transfers	LEASE	1	1	10,000
28	WEIGHTS AND MEASURES	WEIGHTS	1	1	2,000
29	Survey/Sub Division Fees	SURVEY	0	0	-
30	TO BE RESOLVED SERVICES	PENDING	0	0	-
31	Hire of Machineries & Equipment	HIREEQUIP	0	0	-
32	Tractor Hire Services	TRACTOR	0	0	-
33	Search and clearance certificates	SEARCHCLEARANCE	0	0	-
34	RENT	RNT	0	0	-
	TOTALS		1176577	2896	317,171,938
PERFORMANCE INSIGHTS					
Top Revenue Stream:	SINGLE BUSINESS PERMIT		81533200		
Most Active Stream:	MARKETS		440136		
Average per Stream:	9328586.411764706				
Average per Transact	269.5717645338979				
Report Generated:	2026-8-4 13:45				
Generated By:	Ibrahim Oloo				




COUNTY REVENUE SYSTEM - REVENUE STREAM SUMMARY REPORT

Date Range	01/07/2024 to 31/07/2024		
SUMMARY TOTALS			
Total Reven	Ksh 16	445	980
Total Trans	91 021		
Total Agent	1376		
Revenue St	34		

#	Revenue Stream	Income Type Prefix	Total Transactions	Total Agents	Amount Collected
1	CESS	CESS	5505	178	5,403,260
2	MARKETS	MKT	36655	412	3,537,812
3	Matatu Bus park fees	BUSPARK	29715	218	2,411,540
4	PARKING	PKN	13990	339	1,712,190
5	SINGLE BUSINESS PERMIT	SBP	331	46	1,525,075
6	Uninvoiced Payments	N/A	1615	2	855,770
7	Fish Cess	FISHCESS	1369	72	307,962
8	Advertising /Bill Board	ADVT	14	5	221,600
9	Fines & Penalties	FINE	69	27	124,300
10	Slaughter House Fees	SLAUGHTER	226	6	124,050
11	Veterinary Charges	VET	552	16	98,531
12	Stock Auction Fees	STOCKRING	933	33	94,200
13	Fire Inspection Fees	FIREINSPECTION	14	5	22,000
14	Other Cess Income	OTHERCESS	20	9	5,790
15	Stock Movement Fees	LIVEMVT	13	8	1,900
16	Search and clearance certificates	SEARCHCLEARANCE	0	0	-
17	LIQUOR	LIQUOR	0	0	-
18	Medical certificate exam	PUBLIC-HEALTH-MEDICAL	0	0	-
19	Survey/Sub Division Fees	SURVEY	0	0	-
20	Food hygiene license	PUBLIC-HEALTH	0	0	-
21	TO BE RESOLVED SERVICES	PENDING	0	0	-
22	Hire of Machineries & Equipment	HIREEQUIP	0	0	-
23	Tractor Hire Services	TRACTOR	0	0	-
24	Hire of Stadium/Park/Open Spaces	HIRESTADIUM	0	0	-
25	Plot Rent	PLTRENT	0	0	-
26	Public Health	PUBLIC-HEALTH	0	0	-
27	WEIGHTS AND MEASURES	WEIGHTS	0	0	-
28	Approval plans/Transfers/Certificates	PLANS	0	0	-
29	Land/Ground Rents	LANDRATE	0	0	-
30	Land Transfers/Sales/Change of Use	LNDTRANS	0	0	-
31	Lease Charges/Consent/Transfers	LEASE	0	0	-
32	LAND RATES	LANDRATE	0	0	-
33	RENT	RNT	0	0	-
34	CLAMPING	CLMP	0	0	-
	TOTALS		91021	1376	16,445,980

PERFORMANCE INSIGHTS			
Top Revenue	CESS	5,403,260	
Most Active	MARKETS	36655	
Average pe	483705.29411764705		
Average pe	180.68335878533526		
Report Gen	2026-8-4 14:09		
Generated	Ibrahim Oloo		



COUNTY REVENUE SYSTEM - REVENUE STREAM SUMMARY REPORT

Date Range: 01/08/2024 to 31/08/2024

SUMMARY TOTALS

Total Revenue: Ksh 17		772	396
Total Transacti	105	266	
Total Agents:	1386		
Revenue Strea	34		

#	Revenue Stream	Income Type Prefix	Total Transactions	Total Agents	Amount Collected
1	CESS	CESS	5945	176	5,718,340
2	MARKETS	MKT	40105	416	3,994,990
3	Matatu Bus park fees	BUSPARK	36987	229	2,947,080
4	PARKING	PKN	16262	337	1,958,770
5	SINGLE BUSINESS PERMIT	SBP	243	42	1,158,085
6	Uninvoiced Payments	N/A	1560	2	923,205
7	Fish Cess	FISHCESS	2279	67	396,612
8	Advertising /Bill Board	ADVT	14	4	217,580
9	Slaughter House Fees	SLAUGHTER	243	5	132,100
10	Veterinary Charges	VET	567	22	102,684
11	Fines & Penalties	FINE	68	34	101,700
12	Stock Auction Fees	STOCKRING	936	28	96,900
13	Fire Inspection Fees	FIREINSPECTION	8	4	13,800
14	Other Cess Income	OTHERCESS	30	14	8,650
15	Stock Movement Fees	LIVEMVT	19	6	1,900
16	Medical certificate exam	PUBLIC-HEALTH-MEDICAL	0	0	-
17	Survey/Sub Division Fees	SURVEY	0	0	-
18	Food hygiene license	PUBLIC-HEALTH	0	0	-
19	TO BE RESOLVED SERVICES	PENDING	0	0	-
20	Hire of Machineries & Equipment	HIREEQUIP	0	0	-
21	Tractor Hire Services	TRACTOR	0	0	-
22	Hire of Stadium/Park/Open Spaces	HIRESTADIUM	0	0	-
23	Plot Rent	PLTRENT	0	0	-
24	Public Health	PUBLIC-HEALTH	0	0	-
25	WEIGHTS AND MEASURES	WEIGHTS	0	0	-
26	Search and clearance certificates	SEARCHCLEARANCE	0	0	-
27	LIQUOR	LIQUOR	0	0	-
28	Approval plans/Transfers/Certificates	PLANS	0	0	-
29	Land/Ground Rents	LANDRATE	0	0	-
30	Land Transfers/Sales/Change of Use	LNDRATE	0	0	-
31	Lease Charges/Consent/Transfers	LEASE	0	0	-
32	LAND RATES	LANDRATE	0	0	-
33	RENT	RNT	0	0	-
34	CLAMPING	CLMP	0	0	-
	TOTALS		105266	1386	17,772,396

PERFORMANCE INSIGHTS

Top Revenue S	CESS	5,718,340
Most Active Str	MARKETS	40105
Average per St	522717.5294117647	
Average per Tr	168.83320350350542	

Report Genera 2026-8-4 14:11
Generated By: Ibrahim Oloo




COUNTY REVENUE SYSTEM - REVENUE STREAM SUMMARY REPORT

Date Range	01/09/2024 to 30/09/2024		
SUMMARY TOTALS			
Total Reven	Ksh 18	249	288
Total Trans	103	218	
Total Agent	1404		
Revenue St	34		

#	Revenue Stream	Income Type Prefix	Total Transactions	Total Agents	Amount Collected
1	CESS	CESS	5434	183	5,318,060
2	MARKETS	MKT	40086	435	4,606,482
3	Matatu Bus park fees	BUSPARK	35151	223	2,782,910
4	PARKING	PKN	15929	325	1,967,480
5	SINGLE BUSINESS PERMIT	SBP	355	48	1,654,765
6	Uninvoiced Payments	N/A	1471	4	758,737
7	Fish Cess	FISHCESS	2933	67	504,582
8	Fines & Penalties	FINE	92	30	147,350
9	Advertising /Bill Board	ADVT	9	3	140,900
10	Slaughter House Fees	SLAUGHTER	231	4	129,900
11	Veterinary Charges	VET	557	17	102,762
12	Stock Auction Fees	STOCKRING	902	31	101,700
13	Hire of Stadium/Park/Open Spaces	HIRESTADIUM	2	2	14,000
14	Other Cess Income	OTHERCESS	43	16	11,510
15	Stock Movement Fees	LIVEMVT	22	15	6,150
16	Fire Inspection Fees	FIREINSPECTION	1	1	2,000
17	LIQUOR	LIQUOR	0	0	-
18	Medical certificate exam	PUBLIC-HEALTH-MEDICAL	0	0	-
19	Survey/Sub Division Fees	SURVEY	0	0	-
20	Food hygiene license	PUBLIC-HEALTH	0	0	-
21	TO BE RESOLVED SERVICES	PENDING	0	0	-
22	Hire of Machineries & Equipment	HIREEQUIP	0	0	-
23	Tractor Hire Services	TRACTOR	0	0	-
24	Plot Rent	PLTRENT	0	0	-
25	Public Health	PUBLIC-HEALTH	0	0	-
26	WEIGHTS AND MEASURES	WEIGHTS	0	0	-
27	Search and clearance certificates	SEARCHCLEARANCE	0	0	-
28	Approval plans/Transfers/Certificates	PLANS	0	0	-
29	Land/Ground Rents	LANDRATE	0	0	-
30	Land Transfers/Sales/Change of Use	LNDTRANS	0	0	-
31	Lease Charges/Consent/Transfers	LEASE	0	0	-
32	LAND RATES	LANDRATE	0	0	-
33	RENT	RNT	0	0	-
34	CLAMPING	CLMP	0	0	-
	TOTALS		103218	1404	18,249,288

PERFORMANCE INSIGHTS

Top Revenue	CESS	5,318,060
Most Active	MARKETS	40086
Average pe	536743.7647058824	
Average pe	176.80334825321165	
Report Gen	2026-8-4 14:13	
Generated	Ibrahim Oloo	



COUNTY REVENUE SYSTEM - REVENUE STREAM SUMMARY REPORT

Date Range 01/10/2024 to 31/10/2024

SUMMARY TOTALS

Total Reven	Ksh 18	108	517
Total Trans	106	563	
Total Agent	1423		
Revenue St	34		

#	Revenue Stream	Income Type Prefix	Total Transactions	Total Agents	Amount Collected
1	CESS	CESS	5744	180	5,598,800
2	MARKETS	MKT	41241	429	4,871,818
3	Matatu Bus park fees	BUSPARK	36471	233	2,894,710
4	PARKING	PKN	16249	326	2,042,330
5	SINGLE BUSINESS PERMIT	SBP	136	37	637,983
6	Uninvoiced Payments	N/A	1902	8	602,596
7	Fish Cess	FISHCESS	2856	74	529,570
8	Fines & Penalties	FINE	192	57	328,000
9	Other Cess Income	OTHERCESS	107	9	215,558
10	Slaughter House Fees	SLAUGHTER	224	3	132,350
11	Veterinary Charges	VET	512	16	100,400
12	Stock Auction Fees	STOCKRING	905	32	93,450
13	Advertising /Bill Board	ADVT	4	2	31,000
14	Approval plans/Transfers/Certificates	PLANS	1	1	14,300
15	Fire Inspection Fees	FIREINSPECTION	1	1	10,000
16	Stock Movement Fees	LIVEMVT	16	13	5,650
17	Land/Ground Rents	LANDRATE	1	1	1
18	LAND RATES	LANDRATE	1	1	1
19	Hire of Stadium/Park/Open Spaces	HIRESTADIUM	0	0	-
20	Plot Rent	PLTRENT	0	0	-
21	Public Health	PUBLIC-HEALTH	0	0	-
22	WEIGHTS AND MEASURES	WEIGHTS	0	0	-
23	Search and clearance certificates	SEARCHCLEARANCE	0	0	-
24	LIQUOR	LIQUOR	0	0	-
25	Medical certificate exam	PUBLIC-HEALTH-MEDICAL	0	0	-
26	Survey/Sub Division Fees	SURVEY	0	0	-
27	Food hygiene license	PUBLIC-HEALTH	0	0	-
28	TO BE RESOLVED SERVICES	PENDING	0	0	-
29	Hire of Machineries & Equipment	HIREEQUIP	0	0	-
30	Tractor Hire Services	TRACTOR	0	0	-
31	Land Transfers/Sales/Change of Use	LNDTRANS	0	0	-
32	Lease Charges/Consent/Transfers	LEASE	0	0	-
33	RENT	RNT	0	0	-
34	CLAMPING	CLMP	0	0	-
	TOTALS		106563	1423	18,108,517

PERFORMANCE INSIGHTS

Top Revenue	CESS	5,598,800
Most Active	MARKETS	41241
Average pe	532603.4411764706	
Average pe	169.9325000234603	

Report Gen 2026-8-4 14:15
Generated Ibrahim Oloo



COUNTY REVENUE SYSTEM - REVENUE STREAM SUMMARY REPORT

Date Range 01/11/2024 to 30/11/2024

SUMMARY TOTALS					
Total Reven	Ksh 18		147	680	
Total Trans		98	571		
Total Agent		1408			
Revenue St		34			

#	Revenue Stream	Income Type Prefix	Total Transactions	Total Agents	Amount Collected
1	CESS	CESS	6311	171	6,237,520
2	MARKETS	MKT	36675	444	4,508,384
3	Matatu Bus park fees	BUSPARK	34511	211	2,747,100
4	PARKING	PKN	14393	336	1,907,160
5	Uninvoiced Payments	N/A	2074	16	870,338
6	Fish Cess	FISHCESS	2547	71	408,444
7	Other Cess Income	OTHERCESS	144	11	351,152
8	Fines & Penalties	FINE	125	47	269,900
9	SINGLE BUSINESS PERMIT	SBP	45	17	181,590
10	Advertising /Bill Board	ADVT	11	5	142,500
11	Hire of Stadium/Park/Open Spaces	HIRESTADIUM	12	3	140,700
12	Slaughter House Fees	SLAUGHTER	235	4	136,500
13	Veterinary Charges	VET	532	16	101,632
14	Stock Auction Fees	STOCKRING	913	35	97,650
15	Approval plans/Transfers/Certificates	PLANS	1	1	24,300
16	Fire Inspection Fees	FIREINSPECTION	12	2	18,000
17	Stock Movement Fees	LIVEMVT	18	13	2,400
18	Land/Ground Rents	LANDRATE	5	2	1,204
19	LAND RATES	LANDRATE	5	2	1,204
20	Plot Rent	PLTRENT	2	1	2
21	Tractor Hire Services	TRACTOR	0	0	-
22	Public Health	PUBLIC-HEALTH	0	0	-
23	WEIGHTS AND MEASURES	WEIGHTS	0	0	-
24	Search and clearance certificates	SEARCHCLEARANCE	0	0	-
25	LIQUOR	LIQUOR	0	0	-
26	Medical certificate exam	PUBLIC-HEALTH-MEDICAL	0	0	-
27	Survey/Sub Division Fees	SURVEY	0	0	-
28	Food hygiene license	PUBLIC-HEALTH	0	0	-
29	TO BE RESOLVED SERVICES	PENDING	0	0	-
30	Hire of Machineries & Equipment	HIREEQUIP	0	0	-
31	Land Transfers/Sales/Change of Use	LNDTRANS	0	0	-
32	Lease Charges/Consent/Transfers	LEASE	0	0	-
33	RENT	RNT	0	0	-
34	CLAMPING	CLMP	0	0	-
	TOTALS		98571	1408	18,147,680

PERFORMANCE INSIGHTS					
Top Revenue	CESS		6,237,520		
Most Active	MARKETS		36675		
Average pe	533755.2941176471				
Average pe	184.10769901898124				
Report Gen		2026-8-4 14:17			
Generated	Ibrahim Oloo				



COUNTY REVENUE SYSTEM - REVENUE STREAM SUMMARY REPORT

Date Range 01/12/2024 to 31/12/2024

SUMMARY TOTALS


Total Reven Ksh 17		683	107
Total Trans	100	201	
Total Agent	1373		
Revenue St	34		

#	Revenue Stream	Income Type Prefix	Total Transactions	Total Agents	Amount Collected
1	CESS	CESS	6334	163	6,130,600
2	MARKETS	MKT	38131	421	4,454,212
3	Matatu Bus park fees	BUSPARK	34016	200	2,735,100
4	PARKING	PKN	14911	332	1,870,420
5	Uninvoiced Payments	N/A	1901	12	508,735
6	Fish Cess	FISHCESS	2232	80	390,446
7	Other Cess Income	OTHERCESS	164	14	358,280
8	Fines & Penalties	FINE	100	39	347,000
9	Stock Auction Fees	STOCKRING	1531	41	174,200
10	Hire of Stadium/Park/Open Spaces	HIRESTADIUM	5	1	170,000
11	Slaughter House Fees	SLAUGHTER	235	6	155,050
12	Veterinary Charges	VET	560	20	121,484
13	SINGLE BUSINESS PERMIT	SBP	29	14	100,755
14	Approval plans/Transfers/Certificates	PLANS	5	1	96,500
15	Advertising /Bill Board	ADVT	7	5	45,300
16	Fire Inspection Fees	FIREINSPECTION	7	2	11,000
17	Stock Movement Fees	LIVEMVT	30	19	6,825
18	Plot Rent	PLTRENT	1	1	6,000
19	Land/Ground Rents	LANDRATE	1	1	600
20	LAND RATES	LANDRATE	1	1	600
21	Public Health	PUBLIC-HEALTH	0	0	-
22	WEIGHTS AND MEASURES	WEIGHTS	0	0	-
23	Search and clearance certificates	SEARCHCLEARANCE	0	0	-
24	LIQUOR	LIQUOR	0	0	-
25	Medical certificate exam	PUBLIC-HEALTH-MEDICAL	0	0	-
26	Survey/Sub Division Fees	SURVEY	0	0	-
27	Food hygiene license	PUBLIC-HEALTH	0	0	-
28	TO BE RESOLVED SERVICES	PENDING	0	0	-
29	Hire of Machineries & Equipment	HIREEQUIP	0	0	-
30	Tractor Hire Services	TRACTOR	0	0	-
31	Land Transfers/Sales/Change of Use	LDNTRANS	0	0	-
32	Lease Charges/Consent/Transfers	LEASE	0	0	-
33	RENT	RNT	0	0	-
34	CLAMPING	CLMP	0	0	-
TOTALS			100201	1373	17,683,107

PERFORMANCE INSIGHTS

Top Revenue CESS
 Most Active MARKETS
 Average pe 520091.3823529412
 Average pe 176.47635253141186

Report Gen 2026-8-4 14:19
 Generated Ibrahim Oloo



COUNTY REVENUE SYSTEM - REVENUE STREAM SUMMARY REPORT

Date Range 01/01/2025 to 31/01/2025

SUMMARY TOTALS

Total Reven	Ksh 23	398	892
Total Trans	103	132	
Total Agent	1378		
Revenue St	34		

#	Revenue Stream	Income Type Prefix	Total Transactions	Total Agents	Amount Collected
1	CESS	CESS	5396	166	5,207,870
2	SINGLE BUSINESS PERMIT	SBP	297	23	5,185,790
3	MARKETS	MKT	38648	414	4,411,646
4	Matatu Bus park fees	BUSPARK	34012	200	2,774,390
5	PARKING	PKN	17353	329	2,074,400
6	Fines & Penalties	FINE	195	58	834,831
7	Uninvoiced Payments	N/A	1571	12	819,102
8	Other Cess Income	OTHERCESS	248	13	549,735
9	Fish Cess	FISHCESS	3363	75	447,988
10	Approval plans/Transfers/Certificates	PLANS	16	1	307,800
11	Advertising /Bill Board	ADVT	12	2	265,050
12	Stock Auction Fees	STOCKRING	1251	43	132,700
13	Slaughter House Fees	SLAUGHTER	192	3	108,800
14	Veterinary Charges	VET	498	21	90,990
15	Land Transfers/Sales/Change of Use	LNDTRANS	1	1	70,000
16	Fire Inspection Fees	FIREINSPECTION	32	1	64,000
17	Hire of Stadium/Park/Open Spaces	HIRESTADIUM	5	2	33,000
18	Land/Ground Rents	LANDRATE	3	1	7,000
19	LAND RATES	LANDRATE	3	1	7,000
20	Stock Movement Fees	LIVEMVT	36	12	6,800
21	Plot Rent	PLTRENT	0	0	-
22	Public Health	PUBLIC-HEALTH	0	0	-
23	WEIGHTS AND MEASURES	WEIGHTS	0	0	-
24	Search and clearance certificates	SEARCHCLEARANCE	0	0	-
25	LIQUOR	LIQUOR	0	0	-
26	Medical certificate exam	PUBLIC-HEALTH-MEDICAL	0	0	-
27	Survey/Sub Division Fees	SURVEY	0	0	-
28	Food hygiene license	PUBLIC-HEALTH	0	0	-
29	TO BE RESOLVED SERVICES	PENDING	0	0	-
30	Hire of Machineries & Equipment	HIREEQUIP	0	0	-
31	Tractor Hire Services	TRACTOR	0	0	-
32	Lease Charges/Consent/Transfers	LEASE	0	0	-
33	RENT	RNT	0	0	-
34	CLAMPING	CLMP	0	0	-
	TOTALS		103132	1378	23,398,892

PERFORMANCE INSIGHTS

Top Revenue	CESS	5,207,870
Most Active	MARKETS	38648
Average pe	688202.7058823529	
Average pe	226.88294612729317	

Report Gen 2026-8-4 14:23
Generated Ibrahim Oloo



COUNTY REVENUE SYSTEM - REVENUE STREAM SUMMARY REPORT

Date Range 01/02/2025 to 28/02/2025

SUMMARY TOTALS

Total Revenue	Ksh 31,029,519
Total Transactions	94,866
Total Agents	1,345
Revenue Streams	34

#	Revenue Stream	Income Type Prefix	Total Transactions	Total Agents	Amount Collected
1	SINGLE BUSINESS PERMIT	SBP	799	40	11,763,450
2	CESS	CESS	5750	175	5,539,180
3	MARKETS	MKT	35014	395	3,839,124
4	Matatu Bus park fees	BUSPARK	30838	199	2,489,970
5	PARKING	PKN	15785	317	1,931,250
6	Fines & Penalties	FINE	242	46	1,487,095
7	Advertising /Bill Board	ADVT	27	5	1,431,700
8	Uninvoiced Payments	N/A	1168	3	1,084,514
9	Other Cess Income	OTHERCESS	225	20	483,967
10	Fish Cess	FISHCESS	3595	71	388,212
11	Fire Inspection Fees	FIREINSPECTION	129	5	208,200
12	Slaughter House Fees	SLAUGHTER	164	5	95,700
13	Veterinary Charges	VET	460	17	83,451
14	Approval plans/Transfers/Certificates	PLANS	4	2	67,200
15	Stock Auction Fees	STOCKRING	642	31	67,050
16	Hire of Stadium/Park/Open Spaces	HIRESTADIUM	3	1	23,000
17	Land/Ground Rents	LANDRATE	4	1	20,628
18	LAND RATES	LANDRATE	4	1	20,628
19	Plot Rent	PLTRENT	3	3	3,000
20	Stock Movement Fees	LIVEMVT	10	8	2,200
21	Medical certificate exam	PUBLIC-HEALTH-MEDICAL	0	0	-
22	Survey/Sub Division Fees	SURVEY	0	0	-
23	Food hygiene license	PUBLIC-HEALTH	0	0	-
24	TO BE RESOLVED SERVICES	PENDING	0	0	-
25	Hire of Machineries & Equipment	HIREEQUIP	0	0	-
26	Tractor Hire Services	TRACTOR	0	0	-
27	Public Health	PUBLIC-HEALTH	0	0	-
28	WEIGHTS AND MEASURES	WEIGHTS	0	0	-
29	Search and clearance certificates	SEARCHCLEARANCE	0	0	-
30	LIQUOR	LIQUOR	0	0	-
31	Land Transfers/Sales/Change of Use	LNDTRANS	0	0	-
32	Lease Charges/Consent/Transfers	LEASE	0	0	-
33	RENT	RNT	0	0	-
34	CLAMPING	CLMP	0	0	-
	TOTALS		94866	1345	31,029,519

PERFORMANCE INSIGHTS

Top Revenue	SINGLE BUSINESS PERMIT	11,763,450
Most Active	MARKETS	35014
Average per	912632.9117647059	
Average per	327.08788185440517	

Report Generated 2026-8-4 14:25
 Generated Ibrahim Oloo



COUNTY REVENUE SYSTEM - REVENUE STREAM SUMMARY REPORT

Date Range 01/03/2025 to 31/03/2025

SUMMARY TOTALS

Total Reven Ksh	65	214	674
Total Trans	103	345	
Total Agent Revenue St	1387		34

#	Revenue Stream	Income Type Prefix	Total Transactions	Total Agents	Amount Collected
1	SINGLE BUSINESS PERMIT	SBP	3773	65	35,646,037
2	Fines & Penalties	FINE	1123	59	6,155,253
3	CESS	CESS	6244	175	5,960,240
4	MARKETS	MKT	35044	402	4,151,450
5	Advertising /Bill Board	ADVT	40	10	3,818,380
6	Uninvoiced Payments	N/A	2713	3	2,941,238
7	Matatu Bus park fees	BUSPARK	33544	200	2,667,140
8	PARKING	PKN	15407	307	1,932,750
9	Other Cess Income	OTHERCESS	197	16	369,048
10	Fish Cess	FISHCESS	3170	72	366,388
11	Land/Ground Rents	LANDRATE	27	3	201,540
12	LAND RATES	LANDRATE	27	3	201,540
13	Fire Inspection Fees	FIREINSPECTION	87	6	190,200
14	Approval plans/Transfers/Certificates	PLANS	6	1	182,800
15	Stock Auction Fees	STOCKRING	1236	38	127,400
16	Slaughter House Fees	SLAUGHTER	188	2	101,650
17	Veterinary Charges	VET	480	14	87,770
18	Plot Rent	PLTRENT	27	2	57,000
19	Hire of Stadium/Park/Open Spaces	HIRESTADIUM	4	3	55,000
20	Stock Movement Fees	LIVEMVT	8	6	1,850
21	Medical certificate exam	PUBLIC-HEALTH-MEDICAL	0	0	-
22	Survey/Sub Division Fees	SURVEY	0	0	-
23	Food hygiene license	PUBLIC-HEALTH	0	0	-
24	TO BE RESOLVED SERVICES	PENDING	0	0	-
25	Hire of Machineries & Equipment	HIREEQUIP	0	0	-
26	Tractor Hire Services	TRACTOR	0	0	-
27	Public Health	PUBLIC-HEALTH	0	0	-
28	WEIGHTS AND MEASURES	WEIGHTS	0	0	-
29	Search and clearance certificates	SEARCHCLEARANCE	0	0	-
30	LIQUOR	LIQUOR	0	0	-
31	Land Transfers/Sales/Change of Use	LNDRANS	0	0	-
32	Lease Charges/Consent/Transfers	LEASE	0	0	-
33	RENT	RNT	0	0	-
34	CLAMPING	CLMP	0	0	-
TOTALS			103345	1387	65,214,674

PERFORMANCE INSIGHTS

Top Revenue	SINGLE BUSINESS PERMIT	35,646,037
Most Active	MARKETS	35044
Average pe	1918078.6470588236	
Average pe	631.0385021046011	

Report Gen 2026-8-4 14:26
Generated Ibrahim Oloo



COUNTY REVENUE SYSTEM - REVENUE STREAM SUMMARY REPORT					
Date Range	01/04/2025 to 30/04/2025				
SUMMARY TOTALS					
Total Reven	Ksh 31		341 059		
Total Trans		96	749		
Total Agent		1333			
Revenue St		34			
#	Revenue Stream	Income Type Prefix	Total Transactions	Total Agents	Amount Collected
1	SINGLE BUSINESS PERMIT	SBP	1,007	35	10,248,544
2	CESS	CESS	6,557	168	6,445,600
3	MARKETS	MKT	33,924	397	3,996,014
4	Matatu Bus park fees	BUSPARK	33,748	195	2,645,870
5	PARKING	PKN	15,223	295	1,849,340
6	Uninvoiced Payments	N/A	1,518	1	1,843,829
7	Fines & Penalties	FINE	365	46	1,719,858
8	Advertising /Bill Board	ADVT	43	9	1,163,480
9	Fish Cess	FISHCESS	2,368	71	337,556
10	Approval plans/Transfers/Certificates	PLANS	14	5	233,204
11	LIQUOR	LIQUOR	23	4	190,011
12	Other Cess Income	OTHERCESS	111	16	164,193
13	Stock Auction Fees	STOCKRING	1,186	42	124,150
14	Fire Inspection Fees	FIREINSPECTION	41	4	88,800
15	Slaughter House Fees	SLAUGHTER	164	3	85,550
16	Veterinary Charges	VET	385	13	74,300
17	Plot Rent	PLTRENT	39	6	67,901
18	Land/Ground Rents	LANDRATE	3	2	20,300
19	LAND RATES	LANDRATE	3	2	20,300
20	Hire of Stadium/Park/Open Spaces	HIRESTADIUM	3	3	19,000
21	Stock Movement Fees	LIVEMVT	15	13	3,250
22	Public Health	PUBLIC-HEALTH	4	1	4
23	Food hygiene license	PUBLIC-HEALTH	4	1	4
24	Medical certificate exam	PUBLIC-HEALTH-MEDICAL	1	1	1
25	TO BE RESOLVED SERVICES	PENDING	-	-	-
26	Hire of Machineries & Equipment	HIREEQUIP	-	-	-
27	Tractor Hire Services	TRACTOR	-	-	-
28	WEIGHTS AND MEASURES	WEIGHTS	-	-	-
29	Search and clearance certificates	SEARCHCLEARANCE	-	-	-
30	Survey/Sub Division Fees	SURVEY	-	-	-
31	Land Transfers/Sales/Change of Use	LNDTRANS	-	-	-
32	Lease Charges/Consent/Transfers	LEASE	-	-	-
33	RENT	RNT	-	-	-
34	CLAMPING	CLMP	-	-	-
	TOTALS		96,749	1,333	31,341,059
PERFORMANCE INSIGHTS					
Top Revenu	SINGLE BUSINESS PERMIT		10,248,544		
Most Active	MARKETS		33924		
Average pe	921795.8529411765				
Average pe	323.9419425523778				
Report Gen		2026-8-4 14:28			
Generated	Ibrahim Oloo				



COUNTY REVENUE SYSTEM - REVENUE STREAM SUMMARY REPORT

Date Range 01/05/2025 to 31/05/2025

SUMMARY TOTALS

Total Reven	Ksh 26	111	138
Total Trans	86	437	
Total Agent	1232		
Revenue St	34		

#	Revenue Stream	Income Type Prefix	Total Transactions	Total Agents	Amount Collected
1	SINGLE BUSINESS PERMIT	SBP	1122	34	7,447,146
2	CESS	CESS	5349	159	5,127,220
3	MARKETS	MKT	31573	370	3,762,650
4	Uninvoiced Payments	N/A	2958	1	2,337,434
5	Matatu Bus park fees	BUSPARK	29054	176	2,313,920
6	LIQUOR	LIQUOR	107	10	1,811,800
7	PARKING	PKN	12835	277	1,580,090
8	Advertising /Bill Board	ADVT	19	7	416,500
9	Fish Cess	FISHCESS	1639	51	260,698
10	Fines & Penalties	FINE	60	28	146,450
11	Plot Rent	PLTRENT	24	4	143,984
12	Stock Auction Fees	STOCKRING	906	34	102,430
13	Approval plans/Transfers/Certificates	PLANS	6	1	95,000
14	Slaughter House Fees	SLAUGHTER	170	2	93,200
15	Veterinary Charges	VET	410	13	73,260
16	Land Transfers/Sales/Change of Use	LNDTRANS	1	1	70,000
17	Medical certificate exam	PUBLIC-HEALTH-MEDICAL	63	12	65,002
18	Food hygiene license	PUBLIC-HEALTH	13	7	57,004
19	Public Health	PUBLIC-HEALTH	13	7	57,004
20	CLAMPING	CLMP	8	2	44,000
21	Land/Ground Rents	LANDRATE	11	2	29,800
22	LAND RATES	LANDRATE	11	2	29,800
23	Fire Inspection Fees	FIREINSPECTION	9	3	17,000
24	Other Cess Income	OTHERCESS	56	14	14,546
25	Hire of Stadium/Park/Open Spaces	HIRESTADIUM	2	1	8,000
26	Stock Movement Fees	LIVEMVT	18	14	7,200
27	Survey/Sub Division Fees	SURVEY	0	0	-
28	TO BE RESOLVED SERVICES	PENDING	0	0	-
29	Hire of Machineries & Equipment	HIREEQUIP	0	0	-
30	Tractor Hire Services	TRACTOR	0	0	-
31	WEIGHTS AND MEASURES	WEIGHTS	0	0	-
32	Search and clearance certificates	SEARCHCLEARANCE	0	0	-
33	Lease Charges/Consent/Transfers	LEASE	0	0	-
34	RENT	RNT	0	0	-
	TOTALS		86437	1232	26,111,138

PERFORMANCE INSIGHTS

Top Revenue	SINGLE BUSINESS PERMIT	7,447,146
Most Active	MARKETS	31573
Average pe	767974.6470588235	
Average pe	302.0828811735715	

Report Gen
Generated Ibrahim Oloo



COUNTY REVENUE SYSTEM - REVENUE STREAM SUMMARY REPORT

Date Range 01/06/2025 to 30/06/2025

SUMMARY TOTALS

Total Reven	Ksh 33	669	688
Total Trans	87	208	
Total Agent	1234		
Revenue St	34		

#	Revenue Stream	Income Type Prefix	Total Transactions	Total Agents	Amount Collected
1	Advertising /Bill Board	ADVT	23	5	10,073,000.0
2	SINGLE BUSINESS PERMIT	SBP	858	31	5,983,980.0
3	CESS	CESS	5538	154	5,331,200.0
4	MARKETS	MKT	33040	371	3,792,170.0
5	Matatu Bus park fees	BUSPARK	29072	172	2,341,280.0
6	LIQUOR	LIQUOR	102	11	1,832,500.0
7	PARKING	PKN	13377	274	1,531,270.0
8	Uninvoiced Payments	N/A	1214	1	838,401.0
9	Approval plans/Transfers/Certificates	PLANS	26	6	563,900.0
10	Fish Cess	FISHCESS	2080	61	378,284.0
11	Food hygiene license	PUBLIC-HEALTH	50	12	185,004.0
12	Public Health	PUBLIC-HEALTH	50	12	185,004.0
13	Fines & Penalties	FINE	75	37	182,350.0
14	Plot Rent	PLTRENT	36	6	124,900.0
15	Stock Auction Fees	STOCKRING	1123	31	114,950.0
16	Slaughter House Fees	SLAUGHTER	134	2	66,450.0
17	Veterinary Charges	VET	324	14	57,320.0
18	Fire Inspection Fees	FIREINSPECTION	17	3	34,000.0
19	Hire of Stadium/Park/Open Spaces	HIRESTADIUM	2	2	15,000.0
20	Other Cess Income	OTHERCESS	48	16	14,120.0
21	Lease Charges/Consent/Transfers	LEASE	1	1	10,000.0
22	Medical certificate exam	PUBLIC-HEALTH-MEDICAL	10	4	5,005.0
23	Land/Ground Rents	LANDRATE	1	1	3,000.0
24	LAND RATES	LANDRATE	1	1	3,000.0
25	WEIGHTS AND MEASURES	WEIGHTS	1	1	2,000.0
26	Stock Movement Fees	LIVEMVT	5	5	1,600.0
27	Search and clearance certificates	SEARCHCLEARANCE	0	0	-
28	Survey/Sub Division Fees	SURVEY	0	0	-
29	TO BE RESOLVED SERVICES	PENDING	0	0	-
30	Hire of Machineries & Equipment	HIREEQUIP	0	0	-
31	Tractor Hire Services	TRACTOR	0	0	-
32	Land Transfers/Sales/Change of Use	LNDTRANS	0	0	-
33	RENT	RNT	0	0	-
34	CLAMPING	CLMP	0	0	-
TOTALS			87208	1234	33,669,688.0

PERFORMANCE INSIGHTS

Top Revenue Advertising /Bill Board
 Most Active MARKETS
 Average pe 990284.9411764706
 Average pe 386.08485460049536

Report Gen 2026-8-4 14:31
 Generated Ibrahim Oloo

